



STUDENT EXHIBITS HANDBOOK



2018

Sedano's Supermarkets and the Miami-Dade County Youth Fair

**have united to support the youth in our community
and invite you to participate in this program
designed to promote a healthy development.**



Through student exhibits, parents are able to see the progress in their children in all age groups ranging from elementary to middle school to high school. These programs are designed to be an extension of the classroom and align themselves with current day-to-day curriculum.

Agriculture exhibit programs help to promote our local agriculture community and educate the students on the principles of developing, implementing, and managing agricultural based businesses.

Each year during our annual 21-day fair, about 63,000 student exhibits, competitions, and performances are showcased and awarded over \$530,000 in scholarships, youth programs, premiums and awards.

We proudly support higher education through The Youth Fair's scholarship programs which bring students one step closer to achieving their career goals. Being one of the country's largest exhibit programs, The Youth Fair awards more than \$150,000 annually in college scholarships to local high school students.



2018 STUDENT EXHIBITS HANDBOOK

with Official Rules and Regulations for
students (4-18) entering exhibits in:



10901 Coral Way (SW 24th Street)
Miami, Florida 33165
Office: 305-223-7060
Fax: 305-207-8424

Visit us at our website:

www.fairexpo.com

Fair Dates:

March 15 - April 8, 2018
(Closed March 19 - 20 & April 2 - 3)

Entrance Gate Open:

Monday - Friday, 3:00 PM - 10:00 PM
Saturday and Sunday, Noon - 10:00 PM

Buildings Open:

Monday - Thursday, 3:00 PM - 11:30 PM
Friday, 3:00 pm - Midnight, Saturday, Noon - Midnight
Sunday, Noon - 11:30 PM

The Barn and The Garden:

Monday - Thursday, 3:00 PM - 11:00 PM
Friday, 3:00 PM - 11:00 PM, Saturday, Noon - 11:00 PM
Sunday, Noon - 11:00 PM

*Competitive Exhibits Office hours are Monday through Friday 9:00 AM - 5:00 PM.
All information, rules, show dates and times subject to change without notice. For the
most up-to-date information please visit us on the web at fairexpo.com.*



Board of Directors

Nelson C. Bellido, Chairman of the Board
Marguerite Morris, Chairwoman-Elect of the Board
Georgina Gonzalez-Robiou, Treasurer
Robert Hevia, Secretary
Roger C. Cuevas, Immediate Past Chairman of the Board

Ivonne F. Alexander
Willie L. Carpenter
Eduardo F. Cora
Albert Dotson, Sr.
Rafael Garcia-Toledo
Jack Griffith
Richard Krinzman
Douglas S. Loria
Alexis L. Martinez
Manuel J. Rodriguez
Maria Teresa Rojas
Teresa Olczyk*

*Ex Officio

Competitive Exhibits Staff

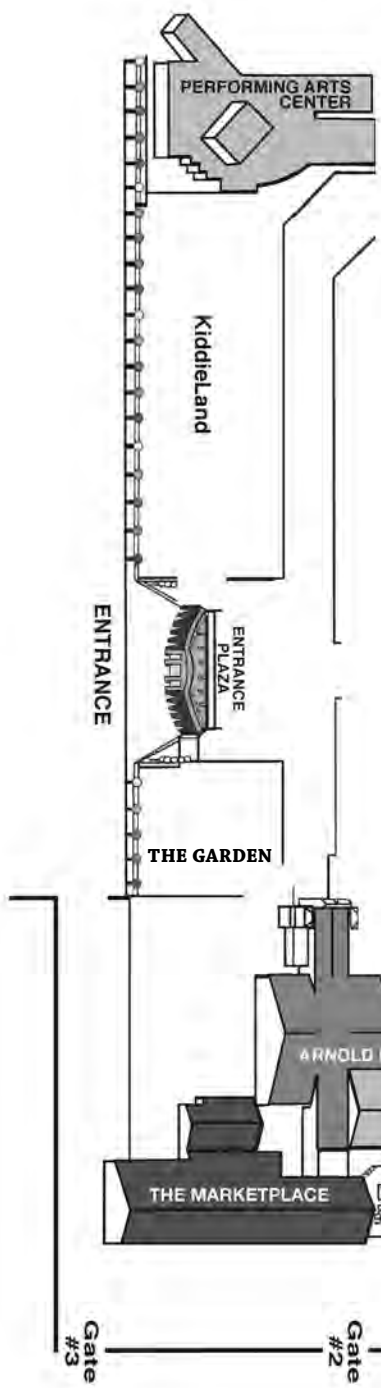
Carol Douglass, Director
Ismael Ramos, Jr., CFE, Manager
Jessica Cabrera, Administrator

TABLE OF CONTENTS

Where to Deliver Your Exhibits Map	5
Walter B. Arnold, Jr. Youth Hall of Fame Community Service Award	6
Scholarship Program	7
Fun for Everyone.....	8
Field Trip Information.....	9
Official Rules and Regulations.....	10
Award Ceremony Information	14

DIVISIONS

American Heritage and World History	15
Aviation and Aerospace	17
Boy Scouts	25
Business, Finance, Marketing, and Information Technology.....	29
Ceramics	32
Champion Exhibitor Award	34
Child Development (Books and Exhibits).....	36
Crafts (including 2D and 3D).....	42
Creative Writing.....	48
Culinary Arts	51
Decorations	58
DigiCon.....	60
Drafting	64
ESOL (Child Development Books and Creative Writing)	66
Fabric Art.....	71
Fashion Design and Show.....	73
Fine Arts	75
Fishing Gear	77
4H Displays and Activities.....	80
Girl Scouts	85
Graphic Arts	89
Horticulture.....	94
LEGO® Construction	95
Model Building.....	97
Nature Center.....	100
Needlecraft	102
Performing Arts (Dance, Drama, Instrumental, Piano, and Vocal)	104
Photography	117
Pop Pop Popsicles!.....	119
Poster Competition.....	121
Renew, Reuse, and Recycle	123
Robotics (VEX)	125
Robotics BattleBot Challenge.....	129
Scarecrows	132
Scrapbooking.....	134
Sewing.....	136
Technology Education.....	138
Tiny Tots Craft Corner.....	147
VexIQ Robotics	150
Woods, Metal Working, and Plastic Fabrication	152
World Languages (Child Development, Creative Writing, Exhibits, and Performing Arts)	154



E. DARWIN FUCHS PAVILION
Entertainment

ARNOLD HALL
Crafts
Entertainment
Sponsors: Special Offers
Business Exhibitors: Unique Merchandise
Restaurant
Student Exhibits

THE MARKETPLACE
Sponsors: Special Offers
Business Exhibitors: Unique Merchandise
Sand Sculpture
Lifestyle Stage

THE BARN
Farm Animals
Livestock
Open Cattle Shows

THE GARDEN
Horticulture
Landscape Exhibits

PERFORMING ARTS CENTER
Music/Dance/Drama

CORAL WAY (SW 24 STREET)

WALTER B. ARNOLD, JR. YOUTH HALL OF FAME

YOUTH HALL OF FAME

COMMUNITY SERVICE AWARD



This award recognizes youth achievement for private and public middle and high school students from Miami-Dade County who serve their school and/or community. The Youth Hall of Fame was created to commemorate those students whose unselfish commitment of time and energy have impacted others in a beneficial way. By showcasing youth achievement, The Youth Hall of Fame Community Service Award serves as a beacon to present and future youth.



**For more information visit: fairexpo.com
Or email: info@youthhalloffame.org**

MIAMI-DADE COUNTY FAIR & EXPOSITION, INC.

SCHOLARSHIP PROGRAM



To recognize and honor the educational achievement of Miami-Dade County youth, The Youth Fair this year is awarding over \$150,000 in scholarships to qualifying students from state-accredited/eligible public, private, parochial, and home schools in Miami-Dade County.

Applications will be available in the college advisory offices or the equivalent at all eligible schools. Students must be graduating seniors planning to attend a college, university or trade school; must be a U.S. citizen or a resident alien; and must submit the required application through a high school college guidance office.

Awards will be based on the applicants' working at their highest level academically; the quality of school/community activities; and essays and testimonials from two current sources.



For more information, inquire at your high school college advisement office or fairexpo.com.

FUN FOR EVERYONE!



Fairgoers will be able to enjoy the many and varied products of the Miami-Dade County horticulture industry.



Stop by The Barn and come face-to-face with over 100 breeds of animals under one roof!



This new interactive area inside The Barn will feature Goat Mountain, Piglet Playpen, What's the Buzz?, Sudsy's Barn and a Milking Station.

FIELD TRIPS



Elementary Grades 3 - 5

THURSDAY, APRIL 5, 2018

All Regions • 9:00 AM - 1:00 PM

All midway rides except kiddielands will be in operation. Entertainment show places will be closed. No private vehicles permitted in the park. For safety reasons, no backpacks will be permitted in The Fair these field trip dates. No strollers permitted.

Middle School Grades 6 - 8

WEDNESDAY, MARCH 21, 2018

Central Region • 9:00 AM - 1:00 PM

All midway rides except kiddielands will be in operation. Entertainment show places will be closed. No private vehicles permitted in the park. For safety reasons, no backpacks will be permitted in The Fair on this field trip date. No strollers permitted.

Middle School Grades 6 - 8

THURSDAY, MARCH 22, 2018

North and South Regions • 9:00 AM - 1:00 PM

All midway rides except kiddielands will be in operation. Entertainment show places will be closed. No private vehicles permitted in the park. For safety reasons, no backpacks will be permitted in The Fair these field trip dates. No strollers permitted.

Exceptional Students

(Those with special needs)

FRIDAY, APRIL 6, 2018

All Regions • 9:00 AM - 1:00 PM

Only selected midway rides will be in operation and will run at reduced speeds to accommodate the various challenges of those attending. Concession operations will be limited. Entertainment show places will be closed.

Pre-School, Kindergarten & Grades 1 & 2

FRIDAY, MARCH 16, 2018

All Regions • 9:00 AM - 1:00 PM

Only kiddielands and other selected midway rides will be open. Entertainment show places will be closed. All other areas will be in operation. No private vehicles will be permitted in the park. For safety reasons, no backpacks will be permitted in The Fair on this field trip date. No strollers permitted.

OFFICIAL RULES AND REGULATIONS

FOR ALL DIVISIONS

1. **Participant Qualifications:** Florida students grades PK - 12 enrolled in a public, private or home school may enter (ages 4 – 18) with the exception of Division 4, Culinary Arts. Anyone having currently graduated from, or dropped out of high school, shall be ineligible to exhibit.
2. **Number of Entries:** Carefully read the rules in each Division for limits per student and limits per school.
3. **Entry Form(s) and Entry Procedures:** There are no entry fees for students entering exhibits.
 - All entries must be pre-registered on an official entry form for most Divisions by **January 16, 2018**.
 - Pre-registration is NOT required for a few Divisions due to their early check-in date, BUT Entry Forms must accompany these exhibits for check-in: Carefully review the rules for these departments.

January 16, 2018

4:00 to 7:00 PM

Books for Child Development, ESOL, and World Language
Creative Writing, ESOL Creative Writing, and World Language Creative
Writing

3:00 to 7:00 PM

Fine Arts

**ALL MAILED ENTRY FORMS MUST BE POSTMARKED ON OR BEFORE
THE ENTRY DEADLINE. LATE ENTRY FORMS WILL NOT BE ACCEPTED.**

4. **Entry Tag(s)** for the exhibits will be furnished by The Youth Fair and must be securely attached to each exhibit.
5. **Acceptable Entries:**
 - All handmade entries must be the original work of the exhibitor. All entries must have been made since the close of the 2017 fair.
 - In addition to the “Official Rules and Regulations” for all Student Divisions listed in the Table of Contents, there are specific rules and regulations governing participation in each individual division. These rules are printed within each individual student division.
6. **NOT ACCEPTABLE ENTRIES:** The use of live plants or animals is prohibited. No smoking or lighted candles, lamps, matches, etc. will be allowed in any stalls or booths on the grounds or in the buildings or tents.
7. **Judging and Display Considerations:**
 - All exhibits are judged on the Danish System and the decision of the judges is final.
 - With the exception of entries in Fine Arts, every entering exhibit will receive a ribbon representing, in the opinion of the judges, the

quality level of their exhibit. Fine Arts exhibits receive a frame for the artwork. Quality is The Youth Fair's primary consideration.

- Additional "Special Awards" may be presented at the discretion of the division superintendent(s).
- Each division reserves the right to publicly display only those exhibits awarded blue and red ribbons. Most entries awarded a blue or red ribbon will be displayed depending on the space available. All entries displayed will remain until released by the division superintendent on the Check Out.

8. Policy Notifications:

- The management of The Youth Fair and the Competitive Exhibits Department and/or their designee reserve the right to remove and disqualify any exhibit which is not in the best interest of The Youth Fair; or which is objectionable to The Youth Fair; or endangers the public; or is objectionable in any way; or has been entered in violation of these official rules and regulations; or to reject, limit or disqualify the acceptance of, or the display of, any exhibit brought to The Youth Fairgrounds.
- Sale of any article or service is prohibited except where approved by The Youth Fair management through written contractual arrangement.
- Advertising by means of posters, prints, handbills, etc., will not be permitted on The Youth Fairgrounds except upon written agreement of The Youth Fair management.
- For good and valuable consideration, including being permitted to participate in activities on The Youth Fairgrounds located at 10901 SW 24th Street, Miami, Florida 33165, I, for myself, and my successors, heirs, assigns, executors, administrators, legal representatives, employees, agents and affiliates (collectively referred to as Exhibitor) forever release and discharge Miami-Dade County Fair & Exposition, Inc. and each of its officers, directors, employees, agents and affiliates (collectively referred to as Fair) from all claims, demands, losses, costs, expenses (including attorneys' fees and costs), suits, damages, obligations, liabilities, causes of action and judgments whatsoever, in law or equity, against any of the foregoing, which Exhibitor ever had, now has or which they hereinafter can, shall or may have for, upon or by reason of any matter, cause or thing whatsoever including, without limitation, personal injury or death, damage or destruction to property, or theft or other loss to property arising out of Exhibitor's participation and involvement in the annual Fair event or any other event held at The Youth Fairgrounds, Exhibitor agrees to and does hereby assume any and all risks of personal injuries to Exhibitor, including death, and damages or other loss to Exhibitor's property, caused by or arising out of Exhibitor's involvement with

Fair, whether such injury, death or loss of property is caused by the negligence of The Youth Fair or not. Exhibitor hereby agrees to defend, indemnify and hold The Youth Fair harmless from and against any claim, demand, suit, loss, causes of action, damages, liabilities, obligations, costs (including attorneys' fees and costs), expenses, and judgments (including without limitation, personal injury or death, and damages to property) caused by Exhibitor's acts or omissions regardless if such injury, death or loss of property is caused by the negligence of The Youth Fair or not.

9. Individual Entries: Any entry created by one individual.

10. Group Entries: Group entries (those requiring more than 1 student to complete 1 exhibit) will be allowed in the following divisions only:

- Boy Scouts & Girl Scouts
- Culinary Arts Cook Off
- Child Development Books
- Performing Arts
- Robotics , BattleBots, LEGO Robotics
- Scarecrows
- VexIQ

Guidelines for Classroom Teachers and Club Leaders:

EVERY PUBLIC SCHOOL HAS A LIAISON ASSIGNED TO THE YOUTH FAIR BY ITS PRINCIPAL. This individual is your information/supply link to The Youth Fair for policy procedure, entry forms, and handbooks etc. Private schools and clubs are invited to have a liaison assigned. Please check with your school Principal/Director and The Youth Fair Exhibits Office.

How To Check In a Pre-registered Exhibit:

Enter fairgrounds on Coral Way (SW 24 Street) through service gate No. 3 located at 10900 BLK. The gate security guard will direct you to the specific area handling your exhibit and the correct parking location. When the check in procedure has been completed, each student exhibitor will be issued a complimentary main gate admission to The Youth Fair.

When each exhibit is entered into a division during check in, it arrives at The Youth Fair with a computer generated entry tag securely attached. A claim tag is detached from the entry tag and given to the person entering that exhibit. This is the exhibitor's receipt and is kept until after The Youth Fair when, on the Check Out, it is exchanged for the return of the exhibit(s). Claim tags have a corresponding number on it to match the number on the entry tag. When picking up the exhibit(s) on the release day, the same claim tag must be presented to the division in Arnold Hall where the exhibit was entered in order for an official to release the exhibit. Be sure the DIVISION REPRESENTATIVE STAMPS AND SIGNS YOUR CLAIM CHECK. This makes the exhibitor eligible to receive their free admission to The Youth Fair.

Photographs and Video:

From time to time photographs and video are taken during The Youth Fair. These photographs and videos may be used for publicity or other purposes. By submitting your entry and entry form, you are consenting to The Youth Fair photographing, filming, taping and/or otherwise recording Exhibitor’s name, likeness, physical movements, voice and other sound effects (collectively, “Name, Etc.”), which photographs, films, tapes and other recordings (collectively, “Recordings”) shall be the sole and absolute property of The Fair for any and all purposes whatsoever in perpetuity; and Exhibitor grants to The Fair, its licensees, successors and assigns the exclusive right to reproduce, exhibit, perform, display, use and otherwise exploit the Recordings and my Name, Etc., in whole or in part, in and in connection with its events and the advertising, exhibition, promotion, publicity and any other exploitation thereof, in any and all languages, formats and media now known or hereafter devised, in perpetuity, for no compensation. Notwithstanding the foregoing, if The Fair determines, in its sole discretion, that any rights herein granted are subject to the jurisdiction of any Union, I will enter into any agreement(s) with The Fair or its designee which The Fair determines is required in connection therewith, and agree that I shall receive and be entitled only to the applicable minimum compensation (if any) required by such Union.

Premiums and Awards:

The color of the ribbon translates into cash premium awards with the exception of the yellow ribbon. Cash premium awards offered by The Youth Fair will be paid during check out at the location sites of each division entered. The check(s) will be made out to the student listed on the Official Entry Form. The Youth Fair assumes no responsibility for exhibits not claimed during the official check out period. All exhibits not claimed at the announced check out period on the Check Out will be disposed of and all premium ribbons and/or cash awards will be forfeited and exhibitor agrees and consents that ownership of any premium ribbons and/or cash awards shall revert back to The Youth Fair. Exhibits that have not been claimed will be discarded **Friday, April 13, 2018.**

Premiums Schedule: (For most divisions)

Purple Ribbon.....	\$10.00 and Rosette
Blue Ribbon	8.00
Red Ribbon	6.00
White Ribbon	4.00
Yellow Ribbon.....	Ribbon

All checks for premium monies awarded in connection with The Fair, shall be negotiated by the recipient/payee within ninety days from the date of the check, time being of the essence. If the recipient/payee fails to timely negotiate said check, all monies due the recipient/payee shall be deemed to have made an unconditional and irrevocable gift of said monies to The Fair.

Errors in premium checks, awards, or lost checks will be corrected by the Exhibits Department until **May 31, 2018** after which time the books of The Fair are closed. Any checks not cashed or deposited by **June 30, 2018** will be considered as void and will not be replaced.

Award Ceremonies

Saturday, March 31, 2018 Community Stage

Girl Scouts	12:30 PM
World Language Creative Writing	1:30 PM
ESOL Creative Writing.....	2:30 PM
Fine Arts	3:00 PM
Child Development	3:45 PM
Decorations	3:45 PM
Fabric Art.....	3:45 PM
Needlecraft	3:45 PM
Sewing.....	3:45 PM
Champion Exhibitor Award.....	3:45 PM
LEGO® Construction People’s Choice Award.....	3:45 PM
American Heritage	5:30 PM

Wednesday, April 4, 2018 Community Stage

Creative Writing.....	7:00 PM
-----------------------	---------

Saturday, April 7, 2018 Community Stage

Boy Scouts	3:00 PM
------------------	---------

American Heritage and World History - Division 12

Superintendents: *Sonia Quintana • Betty West • Lourdes Miranda • Migdalia Rodriguez*

Assistant Superintendents: *Jeannette Diaz • Ricardo Miranda • Osvaldo Quintana • Esteban Rodriguez*

Joanna Rodriguez • Raquel Rodriguez • Rebecca Rodriguez • Wilfredo Rodriguez

Student Assistants: *Daniela Miranda • Ashly West • Keven West • Talie West*

Entry Deadline:	January 16, 2018
Check In:	March 1, 2018, 4:00 PM to 8:00 PM in Arnold Hall. March 3, 2018, 10:00 AM to 4:00 PM in Arnold Hall.
Check Out:	April 12, 2018, 4:00 PM to 8:00 PM in Arnold Hall.
Group Entries:	Not Accepted
Award Ceremony:	March 31, 2018 at 5:30 PM in Arnold Hall.

Rules:

- Grade Levels: K – 12 Individual entries only; NO GROUP ENTRIES.
- Number of Entries: No limit on the number of entries per grade level.
- Size Limitations: Entries must not exceed 18" x 18" x 18" and must not weigh more than five pounds.
- Entry Tag(s) must be securely attached to the front, lower right hand corner. Do not use tape.
- Acceptable Entries: Free-standing flags, free-standing historical maps, replicas, sculptures, or non-shoebox size dioramas (which may include sculptures and scenes) that recreate historical events, periods, or recall a moment in history.
 - Dioramas & science boards (no larger than 18" x 18" x 18") MUST BE COVERED ATTRACTIVELY, INCLUDING THE BACK AND SIDES.
 - A 4" x 4" note card must be ATTACHED TO THE FRONT of the exhibit stating the project's title, the informational source and a one paragraph explanation in English about how the exhibit relates to American Heritage and World History. No written reports may be attached to the exhibit. ALL writing and ALL illustrations must be original and express the exhibitor's accurate knowledge of the topic.
 - All parts of the exhibit must be securely attached.
- NOT ACCEPTABLE: Shoebox size dioramas, books, bound reports, clothing, projects made with food items (flour, salt, sugar, beans, pasta, corn, etc.) will not be accepted. Computerized images will not be accepted.
 - No projects made with plastic (kits, figures, dolls, cars, models, pre-fabricated flowers, trees, birds, models, and/or figurines will be accepted.
 - Flat posters will not be accepted.
- Displayed entries may be limited to Blue, Red, and possibly White ribbons due to space limitations. Only students who are awarded a purple ribbon or a Best in Show plaque will be invited to the award ceremony.

8. ANY ENTRIES NOT CONFORMING TO THE ABOVE RULES OR THE OFFICIAL FAIR RULES WILL BE DISQUALIFIED AT THE DISCRETION OF THE JUDGES AT CHECK IN.
9. This Division will accept only those entries made expressly for the 2018 fair. All decisions of the judges are final. The Youth Fair management has jurisdiction over interpretation of these rules. Items entered in the wrong Division will not be judged nor shown. This Division is not responsible for lost/damaged items.

Class Number and Title:

Class 1201 - Individual Entry

Judging Criteria:

Quality of workmanship, originality, authenticity, overall effectiveness, effective use of materials, merit of subject matter, depth of coverage, compliance with division rules.

Premiums, Plaques and Trophies:

- R. Thomas Reilly Award Best in Show - Elementary SchoolPlaque
- R. Thomas Reilly Award Best in Show - Middle SchoolPlaque
- R. Thomas Reilly Award Best in Show - High SchoolPlaque

- Purple Ribbon..... \$10.00 and Rosette
- Blue Ribbon 8.00
- Red Ribbon 6.00
- White Ribbon 4.00
- Yellow Ribbon..... Ribbon Only

The R. Thomas Reilly Award is presented to the most outstanding exhibit on display from an elementary school, a middle school, and a high school.

If there are no entries meeting the quality standards for any special awards, no award will be given.

Aviation and Aerospace - Division 16

Superintendent: Pamela Lopez

Assistant Superintendents: Robert Tschumy • Tonya McHugh • Tatiyana Brown • Jimmy Nieto

Student Assistant: Tyler Brown

Entry Deadline:	January 16, 2018
Check In:	March 1, 2018, 4:00 PM to 8:00 PM in Arnold Hall. March 3, 2018, 10:00 AM to 4:00 PM in Arnold Hall.
Check Out:	April 12, 2018, 4:00 PM to 8:00 PM in Arnold Hall.
Group Entries:	As Indicated

The Aviation and Aerospace Division will award an outstanding trophy for each level (middle and senior high school) based upon the following criteria:

1. Each entry in this division receiving a first place ribbon will be awarded three points, second place two points and third place one point.
2. Each entry in this division receiving a special award will receive one point.
3. The school receiving the most total points will be awarded the outstanding trophy.

Rules:

1. Grade Levels: Middle and high school exhibitors only.
2. Number of Entries: Refer to each Class below
3. Size specifications: Refer to each Class below
4. Entry Tag location specifications: Refer to each Class below

Class 1601: Aerospace Photography High School Level

Class 1602: Aerospace Photography Middle School Level

Description of Class: A student produced photograph or original digital image with an aviation or space theme. This means you actually take the picture yourself using either a 35mm or digital camera. You may NOT take or use any photograph or image from the internet or any other source. Copyrighted or non-copyrighted images from any stock libraries may also not be used.

1. Entry Specifications: Individual entries only. No group homeroom, group, or club entries will be accepted. Only one image may be entered per student.
2. Number of Entries: Only one entry per individual student.
3. Size and Mounting Specifications: Photograph size MUST be no less than 8" x 10" or no more than 11" x 14". It must be mounted on mount board, mat board or railroad board with a minimum 1" and a maximum 2.5" border on all sides. Total thickness must not exceed 1/4".
4. Entry Tag(s) must be placed at the bottom of the entry on the FRONT RIGHT CORNER. NO FOAM CORE BOARD OR CARDBOARD mounting.
5. Acceptable Entries: All entries must depict an aviation or space theme. Photograph may be black and white or color.
6. Only blue and red ribbon winners will be displayed based on space available.

7. ANY ENTRIES NOT CONFORMING TO THE ABOVE RULES OR THE OFFICIAL FAIR RULES WILL BE DISQUALIFIED AT THE DISCRETION OF THE JUDGES AT CHECK IN.
8. This Division will accept only those entries made expressly for the 2018 fair.
9. All decisions of the judges are final.
10. The Youth Fair management has jurisdiction over interpretation of these rules. Items entered in the wrong Division will not be judged nor shown. This Division is not responsible for lost/damaged items.

Aerospace Photography Class Judging Criteria:

Projects will be judged on the following: composition, creativity, display quality, effectiveness in depicting theme and lighting.

Class 1603: Aerospace /Rocketry Technology Display High School Level Class 1604: Aerospace/Rocketry Technology Display Middle School Level

Description of Class: Display of specific technology used in aerospace industry; or can be MODEL of an idea for aerospace, such as “City on the Moon,” new space ship-design, etc.

May also be research and display of a scale model rocket, missile or space exploration vehicle or structure, such as the international space lab, lunar module, space shuttle, etc.

1. Entry specifications: Group or Individual Entries accepted (Groups of no more than 4 students.)
2. 2. Number of Entries: Only one entry per individual student, or per group.
3. Size and Mounting Specifications: A three panel foam core board display must accompany the model. The display board must meet the following criteria:
 - Max. Height – 36 Inches
 - Max. Width – 24 Inches (Center Panel)
 - Max. Depth – 12 Inches
 - Display boards MUST be covered attractively, including back and sides.
 - Boards may be painted or covered with paper.
4. Entry Tag(s) must be securely attached to the inside top right panel of the foam core display board.
- 5.
6. Acceptable Entries: Select an applied technology, rocket or space vehicle to research.
 - This may be current, past or future technology.
 - Research the way the technology is used (or its proposed use) and prepare a display of your findings.
 - The Model and Base: Build a THREE dimensional (3-D) model of any appropriate material of the device. Models may be functional or static. (e.g., a sectional model)

- The foam core display behind the model must include the following:
 1. A BANNER TITLE across the top of the display board, with the title of the technology or application (e.g., Lasers, Robotics, Radar, City on the Moon, New Space Vehicle Design, etc.).
 2. Illustrations and or photographs of the device(s).
 3. An explanation on how the technology is applied and its application(s).
 4. Must cite the source for all information and have it displayed on the bottom right hand side panel.
- 7. NOT ACCEPTABLE: Any entry not following the above rules will be disqualified.
- 8. Only blue and red ribbon winners will be displayed based on space available.
- 9. ANY ENTRIES NOT CONFORMING TO THE ABOVE RULES OR THE OFFICIAL FAIR RULES WILL BE DISQUALIFIED AT THE DISCRETION OF THE JUDGES AT CHECK IN.
- 10. This Division will accept only those entries made expressly for the 2018 fair. All decisions of the judges are final.
- 11. The Youth Fair management has jurisdiction over interpretation of these rules. Items entered in the wrong Division will not be judged nor shown. This Division is not responsible for lost/damaged items.

Aerospace or Rocketry Technology Display Class Judging Criteria:

Projects will be judged on the following: logic of presentation, originality, subject coverage, interest and appeal, quality of work.

Careful attention should be given to lettering, mounting, color and presentation of information. Entries not deemed acceptable will not be displayed.

Class 1605: Metric Glider High School Level

Description of Class: The design and construction of hand-launched model aircraft (metric glider) to demonstrate the principles and theories of flight. Technical drawing of glider design should also be included with entry.

Entry Specifications: Individual entries only. NO homeroom, group, or club entries will be accepted.

1. Number of Entries: Only one glider may be entered per student.
2. Entry Tag(s) must be attached with a rubber band wrapped around the glider.
3. A technical drawing depicting the side view and top view of the glider should be included. The drawing must be created by computer drafting techniques. Indicate student name, school and scale of drawing in title block.
4. Size and Materials Specifications: The glider must be constructed within material limitations as stated. There are NO minimum dimensions for any part FOR HIGH SCHOOL GLIDERS.
 - Fuselage Blank: maximum size, 3mm (1/8") thick x 13mm (1/2") wide

- x 300mm (11 $\frac{1}{8}$ ") long. The fuselage must be constructed from the 3mm thickness material.
 - Wing Blank: 1.5mm (1/16") thick x 77mm (3") wide x 300mm (11 $\frac{1}{8}$ ") long. The wing(s) must be constructed from 1.5mm thickness material. Wings may be a single part or more than one part. Flaps and ailerons may be included in wings provided they are constructed from 1.5mm material.
 - Stabilizer and Fin Blank: .75mm (1/32") thick x 51mm (2") wide x 150mm (5 $\frac{1}{8}$ ") long. Stabilizers must be constructed from 75mm thickness material. Stabilizers may be a single part or more than one part. Rudders and Vertical stabilizers may be an integral part of the fuselage or constructed as a separate part. They may be constructed from 1.5mm or 3mm material.
 - Balance material may be made from plastic modeling clay for balance trim and placed at any location on the glider. Ballast shall be limited to FIVE Grams total.
 - Gliders may be Balsa or Basswood construction.
5. NOT ACCEPTABLE: No plastic, metal or other parts may be attached to the model with the exception of the clay balance weights.
 6. Only blue and red ribbon winners will be displayed based on space available.
 7. ANY ENTRIES NOT CONFORMING TO THE ABOVE RULES OR THE OFFICIAL FAIR RULES WILL BE DISQUALIFIED AT THE DISCRETION OF THE JUDGES AT CHECK IN.
 8. This Division will accept only those entries made expressly for the 2018 fair. All decisions of the judges are final.
 9. The Youth Fair management has jurisdiction over interpretation of these rules. Items entered in the wrong Division will not be judged nor shown. This Division is not responsible for lost/damaged items.

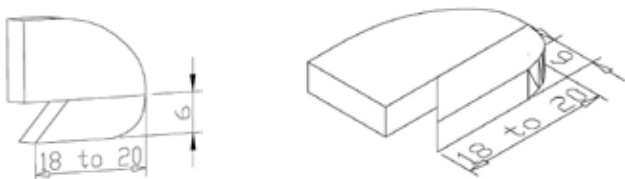
Class 1606: Metric Glider Middle School Level

Description of Class: The design and construction of hand-launched model aircraft (metric glider) to demonstrate the principles and theories of flight. This is a change from previous years' rules. The Middle School Class includes new specifications below, which align with 2018 Technology Student Association (TSA) Middle School Flight Contest Rules. Technical drawing of proposed design should also be included with glider entry.

1. Entry Specifications: Individual entries only. NO homeroom, group, or club entries will be accepted.
2. Number of Entries: Only one glider may be entered per student.
3. Entry Tag(s) must be attached with a rubber band wrapped around the glider.
4. A technical drawing depicting the side view and top view of the glider should be included. The drawing must be created by computer drafting techniques.
5. Size and Materials Specifications: The glider must be constructed within

material limitations as stated. The glider may be constructed from balsa and/or basswood plus ballast material. There is a maximum size of the fuselage 300mm long.

- Fuselage Blank: maximum size, 3mm ($\frac{1}{8}$ ") thick x 13mm ($\frac{1}{2}$ ") wide x 300mm ($11\frac{3}{8}$ ") long. The fuselage must be constructed from the 3mm thickness material.
 - Wing Blank: 1.5mm ($\frac{1}{16}$ ") thick x 77mm (3") wide x 300mm ($11\frac{3}{8}$ ") long. The wing(s) must be constructed from 1.5mm thickness material. Wings may be a single part or more than one part. Flaps and ailerons may be included in wings provided they are constructed from 1.5mm material.
 - Stabilizer and Fin Blank: .75mm ($\frac{1}{32}$ ") thick x 51mm (2") wide x 150mm ($5\frac{7}{8}$ ") long. Stabilizers must be constructed from 1.5mm 75mm thickness material. Stabilizers may be a single part or more than one part. Rudders and Vertical stabilizers may be an integral part of the fuselage or constructed as a separate part. They may be constructed from 1.5mm or 3mm material.
 - CATAPULT LAUNCH requirements: Catapult will be provided by fair judges, participants should construct a "hook" attachment or carved into glider for catapult launching.
6. Hook: 3mm ($\frac{1}{8}$ ") thick x 6.5mm ($\frac{1}{4}$ ") wide x 20mm ($\frac{3}{4}$ ") long, glued to the bottom of the fuselage; a "hook" or "shark's tooth" cut into the fuselage will also be permitted.
 7. Ballast material: 5 grams maximum of materials, such as modeling clay, to be used for balance trim.
 8. Drawing of suggested "shark's tooth hook."



- Tolerances are as follows:
 - Fuselage: 298mm to 300mm long
 - Shark's tooth hook: 18mm to 20mm long x 6mm wide
9. NOT ACCEPTABLE: No plastic, metal or other parts may be attached to the model with the exception of the clay balance weights.
 10. Only blue and red ribbon winners will be displayed based on space available.
 11. ANY ENTRIES NOT CONFORMING TO THE ABOVE RULES OR THE OFFICIAL FAIR RULES WILL BE DISQUALIFIED AT THE DISCRETION OF THE JUDGES AT CHECK IN.
 12. This Division will accept only those entries made expressly for the 2018 fair. All decisions of the judges are final.
 13. The Youth Fair management has jurisdiction over interpretation of these rules. Items entered in the wrong Division will not be judged nor shown.

Metric Glider Class Flight Procedures:

Each glider entry will be given a flight test by the division judges and will be judged on flight time. Ties will be broken with additional flights. Gliders with longest flight times will be given Rosette awards for First, Second and Third Place in middle school and in high school categories.

Metric Glider Class Judging Criteria:

For Ribbons: Design and quality of construction and technical drawing.

For Rosette Awards: Flight duration in seconds. Rosettes will be presented to students in this event attaining; (First, Second and Third place) in middle and high school categories.

Class 1607: Poster of Famous Aviator(s)/Astronaut(s) High School Level
Class 1608: Poster of Famous Aviator(s)/Astronaut(s) Middle School Level
 CLASS RULES HAVE CHANGED THIS YEAR, please read carefully.

Description of Class: Research a famous aviator, astronaut or a group of famous/important people in aviation or space exploration (ex: Crew of International Space Station, Flight Crew of specific Shuttle Flight, etc.) and design a computer-generated poster.

1. Entry Specifications: Individual entries only. NO homeroom, group, or club entries will be accepted.
2. Number of Entries: Only one display may be entered per student.
3. Size and Mounting Specifications: Poster min. size 8"x11" to max. size 11"x17" Glossy or photo paper is recommended, must be mounted on poster or mat board not to exceed 12" x 18" (NO FOAM CORE BOARD, CARDBOARD, or THICK MOUNTING.)
4. Entry Tag(s) must be attached on the FRONT RIGHT CORNER on the bottom of the entry.
5. Acceptable Entries: Photo or drawing of person or group of people (may include more than one photo.) The internet source of photos or graphics MUST be identified in small type at the bottom of the poster.
 - Poster title in large bold type
 - Name of person/group
 - Paragraph, stating
 - Their achievements,
 - Time period of importance (flight, achievements, their life, etc.);
 - In your opinion "why they are important or why they became famous"
6. NOT ACCEPTABLE: NO HAND LETTERED ENTRIES WILL BE ACCEPTED.
 - No foam core or cardboard mounting.
 - Projects deemed inappropriate in terms of content and/or craftsmanship will not be displayed.
7. Only blue and red ribbon winners will be displayed based on space available.

8. ANY ENTRIES NOT CONFORMING TO THE ABOVE RULES OR THE OFFICIAL FAIR RULES WILL BE DISQUALIFIED AT THE DISCRETION OF THE JUDGES AT CHECK IN.
9. This Division will accept only those entries made expressly for the 2018 fair. All decisions of the judges are final.
10. The Youth Fair management has jurisdiction over interpretation of these rules. Items entered in the wrong Division will not be judged nor shown. This Division is not responsible for lost/damaged items.

Famous Aviator/Astronaut Class Judging Criteria:

Quality of work, neatness and accuracy of the display and the information it contains.

Class 1609 - Aviation History High School Level

Class 1610 - Aviation History Middle School Level

Description of Class: The research & writing of a historical summary and construction of a model aircraft with diorama of significant historical importance.

1. Entry Specifications: Individual entries only. No group homeroom, group, or club entries will be accepted.
2. Number of Entries: Only one entry per individual student.
3. Size and Mounting Specifications: The model display MUST meet the following specifications:
 - The model must be displayed in a 3 sided diorama and MUST be securely attached to the base or sides (no loose models or items on display).
 - The base of the display board MUST be foam core, one-quarter inch thick, base not to exceed 24" x 24".
 - Diorama back and side boards must not exceed 12" in height.
 - Back and sides must be decorated, painted or covered attractively with paper. NO CARDBOARD may be used for back or sides of diorama.
4. Entry Tag(s) must be attached to the inside of the diorama.
5. Acceptable Entries: The aircraft selected must have some important significance to aviation history. The historical summary must be printed and displayed on an 8.5" x 11" sheet of paper and should be attached to the inner left or right wing of the diorama. A color photograph or artist's rendering of the actual aircraft must be included in the display.
6. NOT ACCEPTABLE: No loose models or items in the diorama. Refer to the size specifications in #3.
7. Only First and Second Place Winners will be displayed based on space available.
8. ANY ENTRIES NOT CONFORMING TO THE ABOVE RULES OR THE OFFICIAL FAIR RULES WILL BE DISQUALIFIED AT THE DISCRETION OF THE JUDGES AT CHECK IN.
9. This Division will accept only those entries made expressly for the 2018 fair.

10. All decisions of the judges are final. The Youth Fair management has jurisdiction over interpretation of these rules. Items entered in the wrong Division will not be judged nor shown. This Division is not responsible for lost/damaged items.

Aviation History Class Judging Criteria:

Quality of work, neatness and accuracy of the display and the information it contains.

Class Number and Title – See Descriptions Above:

Class 1601 - Aerospace Photography High School Level

Class 1602 - Aerospace Photography Middle School Level

Class 1603 - Aerospace/Rocketry Tech Display High School Level

Class 1604 - Aerospace/Rocketry Tech Display Middle School Level

Class 1605 - Metric Glider High School Level

Class 1606 - Metric Glider Middle School Level

Class 1607 - Famous Aviator/Astronaut High School Level

Class 1608 - Famous Aviator/Astronaut Middle School Level

Class 1609 - Aviation History High School Level

Class 1610 - Aviation History Middle School Level

Premiums, Plaques and Trophies:

Steven A. Bachmeyer Aviation Award of Excellence Trophy

Best Overall High School Trophy

Best Overall Middle School..... Trophy

First Place High School Level Metric Glider Rosette

Second Place High School Level Metric Glider Rosette

Third Place High School Level Metric Glider Rosette

First Place Middle School Level Metric Glider..... Rosette

Second Place Middle School Level Metric Glider..... Rosette

Third Place Middle School Level Metric Glider..... Rosette

Purple Ribbon.....\$10.00 and Rosette

Blue Ribbon8.00

Red Ribbon6.00

White Ribbon4.00

Yellow Ribbon..... Ribbon Only

If there are no entries meeting the quality standards for any special awards, no award will be given.

Boy Scouts - Division 52

Superintendents: Karen Robinson

Student Assistants: Patrick Denny • Jose Ocana

Entry Deadline:	January 16, 2018
Check In:	March 1, 2018, 4:00 PM to 8:00 PM in Arnold Hall. March 3, 2018, 10:00 AM to 4:00 PM in Arnold Hall.
Check Out:	April 12, 2018, 4:00 PM to 8:00 PM in Arnold Hall.
Group Entries:	Class 5202 and 5204 ONLY
Award Ceremony:	April 7, 2018 at 3:00 PM in Arnold Hall.

Class 5201 - Individual Boy Scout Exhibit

Class 5202 - Group Boy Scout Exhibit

1. Entry Specifications: Individual and/or Group Entries accepted. This division is for anyone in Tigers, Cub Scouts, Boy Scouts, Eagle Scouts and/or Explorers. Exhibitors MUST be a member of the Scouting Organization, and can enter any project that is a scouting requirement or reflects achievements in scouting; including specific projects (i.e. Pinewood Derby, Raingutter Regatta, crafts, displays, dioramas or writings). If entering a Group Project, submit the name of each scout in the group on the Club Entry Form and indicate Pack/Den/Troop/Patrol in the space provided, individual and den awards are determined this way.
2. Number of Entries: Scouts may submit no more than six exhibits in all classes of this division. For display purposes, small leather and bead projects must be submitted in a small zip top bag.
3. Size and Mounting Specifications: Exhibits designed to be hung MUST have proper hardware securely attached and be ready for hanging. Units with displays that require extra time/space and exhibits larger than 24" X 24" or over five pounds in total weight must be approved by the superintendent Karen Robinson prior to the entry form Entry Deadline, please contact the superintendent at 305-772-2518. Units with oversized displays are required to check in on March 1, 2018 from 4:00 PM to 8:00 PM. Oversized projects, (i.e. gateways, towers, or large floor displays) will have to be constructed in the display area the weekend prior to March 3, 2018. Contact Karen Robinson to make arrangements.
4. Entry Tag(s) must be securely attached. Do not detach claim ticket. Leader's name, phone number and pack/den/troop/patrol must be on the back of the entry tag. This is the only way we can notify the scout if they win an award.
5. Acceptable Entries: All entries must clearly relate to a scouting project, achievement or special scouting event within the past 12 months. Exhibitor may be requested to explain their project at check in. Dioramas & science boards must be covered attractively, including the back and sides.
6. NOT ACCEPTABLE: PLEASE DO NOT ENTER SCHOOL PROJECTS. Food items of any kind, coins, clay, glass, sand sculptures, terrariums, ceramics, plaster of paris, resin or synthetic items will not be accepted.

7. Generally, only First and Second Place Winners will be displayed based on space available. White and yellow ribbon exhibits may not be openly displayed.
8. ANY ENTRIES NOT CONFORMING TO THE ABOVE RULES OR THE OFFICIAL FAIR RULES WILL BE DISQUALIFIED AT THE DISCRETION OF THE JUDGES AT CHECK IN.
9. This Division will accept only those entries made expressly for the 2018 fair. All decisions of the judges are final. The Youth Fair management has jurisdiction over interpretation of these rules. Items entered in the wrong Division will not be judged nor shown. This Division is not responsible for lost/damaged items. All exhibits not picked up at check out will be disposed of and cash awards and ribbons forfeited.

Class 5203 - Photo Display of Individual Scouting Activities

Class 5204 - Photo Display of Group Scouting Activities

Description of Class: Units are invited and encouraged to submit photos of any scouting activity, 3 photos per SCOUT. Photos will be judged on CONTENT: clearly a scouting activity or event, class A or B uniform; and ACTION: showing the Scouts are actively involved in the event. Displays presented as a science board collage must notify the superintendent prior to the entry Entry Deadline.

Scouting Activities Rules:

1. Entry Directions: Photos must be entered in The Youth Fair just as any other group or individual exhibit, limited to three photos per scout.
2. Photos may not be returned to the unit, so make sure you keep the original or negative.
3. Number of Entries: Scouts may submit no more than 6 exhibits in all classes of this division.
4. Size and Mounting Specifications: Photos are to be 8" X 10", or 11" X 14".
5. Entry Tag(s) must be securely attached to the back. A label must be adhered to the front of the photo which includes the photo title (ie. Pinewood Derby, First Aid Merit Badge, Summer Camp), unit number, den/patrol/crew number, and name of unit sponsor.
6. Acceptable Entries: The photo should clearly show that this is a scouting event. Letters and numbers should be large enough to be seen from a distance. If a science board is used, be sure to attractively cover the back of the board. All photos will be eligible for cash awards and/or trophies.
7. Generally, only First and Second Place Winners will be displayed based on space available. White and yellow ribbon exhibits may not be openly displayed.
8. ANY ENTRIES NOT CONFORMING TO THE ABOVE RULES OR THE OFFICIAL FAIR RULES WILL BE DISQUALIFIED AT THE DISCRETION OF THE JUDGES AT CHECK IN.
9. This Division will accept only those entries made expressly for the 2018 fair. All decisions of the judges are final. The Youth Fair management has

jurisdiction over interpretation of these rules. Items entered in the wrong Division will not be judged nor shown. This Division is not responsible for lost/damaged items. All exhibits not picked up at check out will be disposed of and cash awards and ribbons forfeited.

Class 5205 - Pinewood Derby at The Youth Fair

Description of Class: What's the fun of making your own car if you can't race it? Well, here's your chance to RACE YOUR OWN CAR on our tracks against every other Tiger, Wolf, Bear and Webelos entry and maybe walk away with a trophy! When you check-in your derby car as a racing exhibit, you will be given a complimentary admission. This pass is to be used on race day, April 7, 2018 at 1:00 PM in Arnold Hall. All cars raced will be eligible for a special trophy. All cars entered, either for race or exhibit only, will be eligible for cash awards.

Pinewood Derby Rules:

1. Entry Registration: All cars must be registered in the division and have an entry/claim tag.
2. Number of Entries: Limit 1 car per scout. The car must have been made since the last fair.
3. Race Car Kit Specifications: The car must be made from an official Cub Scout Grand Prix Pinewood Derby Kit. Car weight cannot exceed 5 oz., length cannot exceed 7", and width cannot exceed 2-3/4" inches. Minimum clearance under the car shall be a 3/8".
4. Entry Tag(s) are to be only rubber-banded to the race car. Race officials will assign numbers based upon entry. Please have a space available on the TOP of the car, behind the rear axle, where officials can affix a sticker with a number.
5. Acceptable Entries: The car must be made from an official Cub Scout Grand Prix Pinewood Derby Kit. Only official Cub Scout Grand Prix Pinewood Derby wheels and axles are permitted. Only wheels made with BSA initials are permitted, solid axles are prohibited. All parts, including decals, must be secure. In no case are race officials or The Youth Fair responsible if parts or decals come off.
6. NOT ACCEPTABLE: DO NOT STAPLE, glue or attach the entry tag any other way to the Race Car. Other than sanding imperfections, no modification of the wheels will be permitted. Alteration of the wheelbase is prohibited. Solid axles are prohibited. Lubricant by means other than dry Teflon or powdered graphite is prohibited. Wheel brushing, bearings, washer, hubcap, and suspensions systems are prohibited. The car must be freewheeling with no method of self-propulsion.
7. Generally, only First and Second Place Winners will be displayed based on space available. White and yellow ribbon exhibits may not be openly displayed.

8. ANY ENTRIES NOT CONFORMING TO THE ABOVE RULES OR THE OFFICIAL FAIR RULES WILL BE DISQUALIFIED AT THE DISCRETION OF THE JUDGES AT CHECK IN.
9. This Division will accept only those entries made expressly for the 2018 fair. All decisions of the judges are final. The Youth Fair management has jurisdiction over interpretation of these rules. Items entered in the wrong Division will not be judged nor shown. This Division is not responsible for lost/damaged items. All exhibits not picked up at check out will be disposed of and cash awards and ribbons forfeited.

Class Number and Title:

- Class 5201 - Individual Boy Scout Exhibit
- Class 5202 - Group Boy Scout Exhibit
- Class 5203 - Individual Scouting Activity
- Class 5204 - Group Scouting Activity
- Class 5205 - Pinewood Derby

Judging Criteria:

Quality of workmanship in relationship to the age of the exhibitor, effective use of materials, design, presentation and total effect. Photos will be judged on content, originality, and creativity.

Premiums, Plaques and Trophies:

Best Individual Cub Scout Award	Trophy
Best Cub Scout Den Award	Trophy
Best Troop Pioneering Award.....	Trophy
Best Boy Scout Award	Trophy
Best Boy Scout Troop Award	Trophy
Best Exhibit Quality Award	\$50.00 and Trophy
Grand Champion Pinewood Derby Award.....	Trophy
Second Place Pinewood Derby Award	Trophy
Third Place Pinewood Derby Award	Trophy
Overall Participation Award	Trophy
Superintendents Award	\$25.00 and Trophy
Judge’s Choice Award	Trophy
Purple Ribbon.....	\$10.00 and Rosette
Blue Ribbon	8.00
Red Ribbon	6.00
White Ribbon	4.00
Yellow Ribbon.....	Ribbon Only

AWARD/TROPHY WINNERS WILL ONLY BE CONTACTED IF THE LEADER’S NAME AND PHONE NUMBER APPEAR ON THE BACK OF THE ENTRY TAG.

If there are no entries meeting the quality standards for any special awards, no award will be given.

Business, Finance, Marketing, and Information Technology - Division 35

Superintendents: *Ralph Bryan • Robert Quinn • Sonia Samaroo*

Assistant Superintendents: *Lergia Capdevila • Rosa Pereira • Bevance Lynch • Catherine Laroche Beverly Cameron • Mayada Ramirez • Henrietta Bryan*

Student Assistants: *Krystal Bryan*

Entry Deadline:	January 16, 2018
Check In:	March 1, 2018, 4:00 PM to 8:00 PM in Arnold Hall. March 3, 2018, 10:00 AM to 4:00 PM in Arnold Hall.
Check Out:	April 12, 2018, 4:00 PM to 8:00 PM in Arnold Hall.
Group Entries:	Not Accepted

Includes:

Exhibits demonstrating digital design, personal and business finance, entrepreneurship, international business, finance, technology and marketing. Specific examples are noted under class descriptions. ALL PROJECTS MUST BE ENTERED IN DIGITAL FORM, PC COMPATIBLE ON CD OR FLASH DRIVE AS WELL AS HARD COPY FORM SUCH AS; dioramas, self-standing posters or charts, games, original computer and software videos (limited to 5 minutes) may be used. Documentation of the project must not to exceed 5 typed pages.

Rules:

1. Grade Levels: K-12 Individual entries only; NO GROUP ENTRIES.
2. Number of Entries: Students are limited to one exhibit in one class only.
3. Size and Mounting Specifications: Maximum size of posters, display boards, and dioramas should not exceed 2' x 2' x 2'. When using a display board, the center section should not exceed 2', not including folding sides.
4. Entry Tag(s) must be securely attached on the front of lower right hand corner of the exhibit.
5. Acceptable Entries: Computer software may not run longer than five minutes. All CD or Flash Drives must be properly labeled with the entry tag number and names of students who worked on the entry. See additional criteria for software. All exhibits must be self-supporting for display purposes. Videos must be the standard DVD format and computer software must be PC compatible. Computer equipment will be available for judging and display purposes. All parts of the exhibit must be securely attached. Written documentation should be attached to the back of the display board (if applicable) and labeled with exhibit name, class title, entrant name, phone number, school name and grade level designation.
6. Multimedia projects: Projects done on presentation software should meet the following minimum requirements:
 - CD or Flash Drive label should identify software used and include the title of presentation.
 - Presentations cannot run more than five minutes.

- Presentation should be set to run automatically.
 - Presentation will be evaluated on the following criteria:
 1. Proper grammar and correct spelling
 2. Transitions used
 3. Graphics match the topic
 4. Sound effects incorporated in the presentation
 5. Title and ending slide used
 6. A printout of the presentation should be included.
 - Entrants whose entries are judged for “Best of Show” may be requested to demonstrate their entries and answer questions.
7. NOT ACCEPTABLE: Professionally constructed materials will not be accepted as exhibits. Any presentation depicting violence, guns, alcohol, drugs or any other questionable acts will be disqualified.
 8. Generally, only blue and red ribbon winners will be displayed based on space available. White and yellow ribbon exhibits may not be openly displayed.
 9. ANY ENTRIES NOT CONFORMING TO THE ABOVE RULES OR THE OFFICIAL FAIR RULES WILL BE DISQUALIFIED AT THE DISCRETION OF THE JUDGES AT CHECK IN.
 10. This Division will accept only those entries made expressly for the 2018 fair. All decisions of the judges are final. The Youth Fair management has jurisdiction over interpretation of these rules. Items entered in the wrong Division will not be judged nor shown. This Division is not responsible for lost/damaged items. All exhibits not picked up at check out will be disposed of and cash awards and ribbons forfeited.

Class 3501 - Informational Technology: May include, but is not limited to, exhibits and documentation of digitally enhanced designs using design software such as Adobe Photoshop or iPhoto to produce magazine covers, advertisements, promotional brochures or posters.

Class 3502 - Personal and Business Finance: May include, but is not limited to, exhibits and documentation related to Stock Market activities, The Commodity Challenge research (see Social Studies Teachers for the specific program), Financial Planning programs, Comparative Shopping, Consumer Credit, Consumer Laws, Buying a House, Buying a Car and/or Personal Finance (how to budget, when to borrow, types of credit) and Insurance (types of insurance, insurance fraud).

Class 3503 - Entrepreneurship: May include, but is not limited to, exhibits and documentation of: Business Plans, Business Research and Development of Products or Services, Marketing Ideas, Product Design, How to Start Your Business, Laws of Incorporation and Types of Business Organizations.

Class 3504 - International Business and Finance: May include, but is not limited to, exhibits and documentation of: World Trade, Import and Export Data, World Ports, International Airports, Currency Fluctuations, Politics of Trade, International Monetary Fund, The World Bank, Third World Debt, The European Community Market, Exchange Rate Systems, Protectionism versus Free Trade and Multinational Enterprises.

Class 3505 - Technology: May include, but is not limited to, exhibits and documentation and software on: website design, multimedia presentations, technology innovations on specific business fields and internet marketing.

Website design and multimedia presentation projects: These projects must be related to a theme in business and must be original. Documentation cannot exceed five pages and must state: type of software used, rationale for project and amount of time required to complete the project. The website URL must be submitted in order to be judged. The top 20 websites will be displayed on television monitors.

Class 3506 - Marketing: must include, but is not limited to, exhibits and documentation of travel and tourism, hospitality management, entrepreneurship, real estate and logistics.

Class 3507 - Educational Computer Gaming Development: May include, but is not limited to, exhibits and documentation and software on: computer gaming development for educational purposes. The computer game must be submitted on a CD or DVD. On the CD: a folder called DEV containing all game code, images, sounds and all files related to making the packaged game; On the CD: a folder called DOCS will contain description of your game, instructions on how to play the game and description of two additional game levels. The CD must have a promotional label that graphically supports the game concept. CD must be packaged in a DVD style case. The Case must be designed to promote the game to the intended audience. The game must run automatically upon start up.

Class Number and Title – See Descriptions Above:

- Class 3501 - Information Technology
- Class 3502 - Personal and Business Finance
- Class 3503 - Entrepreneurship
- Class 3504 - International Business and Finance
- Class 3505 - Technology
- Class 3506 - Marketing
- Class 3507 - Educational Computer Gaming Development

Judging Criteria:

Quality of presentation, neatness, emphasis on basic concepts in all projects, originality, creativity, logical development of critical thinking skills, accuracy and completeness.

Premiums, Plaques and Trophies:

Best in Show - Elementary School	\$25.00
Best in Show - Middle School	25.00
Best in Show - High School.....	25.00
Purple Ribbon.....	10.00 and Rosette
Blue Ribbon	8.00
Red Ribbon	6.00
White Ribbon	4.00
Yellow Ribbon.....	Ribbon Only

If there are no entries meeting the quality standards for any special awards, no award will be given.

Ceramics - Division 10

Superintendents: Joy Dailey • Carol Reiter

Assistant Superintendents: Alan Ericson • Mary Ann Ericson • Elsa Lopez • Leo Martinez • Yolanda Martinez • Elsa Rojas • Samantha Martinez • Diana Hernandez • Nancy Walden

Student Assistants: Monica Lopez • Nicole Lopez

Entry Deadline:	January 16, 2018
Check In:	March 1, 2018, 4:00 PM to 8:00 PM in Arnold Hall. March 3, 2018, 10:00 AM to 4:00 PM in Arnold Hall.
Check Out:	April 12, 2018, 4:00 PM to 8:00 PM in Arnold Hall.
Group Entries:	Not Accepted

THEME: Super Heroes and Villians. (From books, comics, TV, movies, and cartoons)

Rules:

- Grade Levels: K – 12 Grade Levels. Individual entries only.
- Number of Entries: Entries limited to 2 per student. For 2 part items (e.g. salt and pepper shakers), note “2 pieces” on exhibit entry tag and it is considered to be 1 entry. One of the individual student’s two entries must reflect this year’s theme. Classroom teachers and club leaders may enter no more than five renditions of the same exhibit.
- Size Limitation: Outside dimensions should be a minimum of 4” x 4”. All mounted pieces should NOT exceed outside dimensions of 14” x 14”.
- Entry Tag(s) must be attached securely with string or rubber band.
- Exhibitor’s name or initials, month and year must be etched into the bottom piece prior to first firing (green ware). Mounted tiles must have the name and date on the front.
- Acceptable Entries: All items must be fired and stained, or glaze finished. All entries must be hand-built, wheel thrown, poured into a mold, or ceramic jewelry. ALL ITEMS MUST BE FIRED IN A KILN. Hand built items must be smooth bottom. All tiles must be student made; mounted tiles must have the name and date on the front. Entry must be the work of the student only.
- NOT ACCEPTABLE: No plaster of paris or air dried items will be accepted. No chipped or broken pieces accepted.
- This Division will display all entries if space permits.
- ANY ENTRY NOT CONFORMING TO THE ABOVE RULES OR THE OFFICIAL FAIR RULES WILL BE DISQUALIFIED AT CHECK-IN.
- This Division will accept only those entries made expressly for the 2018 fair. All decisions of the judges are final. The Youth Fair Management has jurisdiction over interpretation of these rules. Items entered in the wrong Division will not be judges or shown. This Division is not responsible for lost/damaged items.

Class Number and Title:

- Class 1001 - Hand Built
- Class 1002 - Piece from Mold
- Class 1003 - Wheel Thrown

Judging Criteria:

Quality, neatness, workmanship, originality, effective use of material(s) and total overall effectiveness.

Premiums, Plaques and Trophies:

Naomi Browning Award - Hand Built	Plaque
Naomi Browning Award - Piece from Mold	Plaque
Naomi Browning Award - Wheel Thrown	Plaque
Purple Ribbon.....	\$10.00 and Rosette
Blue Ribbon	8.00
Red Ribbon	6.00
White Ribbon	4.00
Yellow Ribbon.....	Ribbon Only

If there are no entries meeting the quality standards for any special awards, no award will be given.



Champion Exhibitor Award - Division 39

Entry Deadline: January 16, 2018
 Group Entries: Not Accepted
 Award Ceremony: March 31, 2018 at 3:45 PM in Arnold Hall.

Rules:

1. This award is open to all students entering exhibits in the Student Exhibits Handbook.
2. Application can be found online at www.thefairexhibits.com.
3. Exhibitors must enter a **minimum of 10 entries** from the divisions listed below.
4. Exhibitors will be awarded points for each exhibit that has been awarded a placing. See point schedule.
5. Winner will be determined based on the total number of points awarded.

Divisions:

American Heritage and World History	Model Building
Aviation and Aerospace	Nature Center
Boy Scouts	Needlecraft
Business, Finance, Marketing, and Information Technology	Photography
Ceramics	Pop Pop Popsicles!
Child Development Exhibits	Poster Competition
Crafts 2D	Renew, Reuse, and Recycle
Crafts	Robotics
Crafts 3D	Robotics BattleBot Challenge
Decorations	Scrapbooking
Drafting	Sewing
Fabric Art	Technology Education
Fishing Gear	Tiny Tots Craft Corner
4H Displays and Activities	Woods, Metal Working, and Plastic Fabrication
Girl Scouts	World Languages Exhibits
Graphic Arts	

Ribbon Point Schedule:

Purple Ribbon = 5 points
 Blue Ribbon = 4 points
 Red Ribbon = 3 points
 White Ribbon = 2 points
 Yellow Ribbon = 1 point

Awards:

The Champion Exhibitor winner will receive a check for \$300.00 and a plaque.

Note:

This award can only be won once.

Awards Ceremony:

March 31, 2018, 3:45 PM on the Community Stage. The winner of the Champion Exhibitor Award will be announced at this ceremony.

Champion Exhibitors Hall of Fame

- 2017 • Sophia Zaydon
- 2016 • Daniel E. Hernandez
- 2015 • Esther Coolidge
- 2014 • Michaela Cordoba
- 2013 • Erica Lores
- 2012 • Ashley Hale
- 2011 • Samuel D. Hernandez
- 2010 • Alison Hills
- 2009 • Clarisse Vamos
- 2008 • Yasmin Koubi

Child Development Books - Division 11

Superintendents: Latha Murali

Assistant Superintendents: Lee Lavine • Miriam Torres-Gatherer • Pat Tuttle • Barbara Merritt • Regina Mira • Gail Timmons • Migdelys Fernandez • Magaly Perez

Check In:	January 16, 2018, 4:00 PM to 7:00 PM in Arnold Hall.
Check Out:	April 12, 2018, 4:00 PM to 8:00 PM in Arnold Hall.
Group Entries:	Accepted from grades PK - 2 only.
Award Ceremony:	March 31, 2018 at 3:45 PM in Arnold Hall.

Rules:

1. Grade Levels: PK – 12 for individual entries. PK-2 only for group entries; maximum group size is 12 students. When registering your books, remember this is Child Development Books, Division 11 and not Creative Writing.
2. Number of Entries: Each teacher is limited to 5 single author books OR 3 group book entries. Group entries are accepted from grades PK – 2 only with no more than 3 group books per teacher. Maximum group size is 12 students.
3. Entry Date: January 16, 2018 All Child Development Book entries and completed entry forms are due on this date. No later submissions will be accepted.
4. Entry Label(s) and Submission Envelope Specifications: Entry ID labels must be filled out and secured to the back of the book (top left corner). To obtain these labels in advance, please contact the Exhibits Office at The Youth Fair. Since you do not pre-register this division, you will not receive any entry tags. In a large envelope, place all books and 1 entry form per book with titles and names of the students entering books. Be sure to indicate on the entry form if this was a group entry and list the names of the students who worked on the book. On the outside of the envelope write school name, teacher name, number of books and their classification.
5. Acceptable Entries: Books must be written and illustrated BY STUDENT. Books must be written in ink or typed. Pencil will be accepted only if the pages are laminated or plastic coated. This rule applies for illustrations also. Books must be constructed in a manner that is visually appealing and durable. If staples or brads are used they must be securely covered by plastic or library tape so that the intended user will not be harmed.
6. NOT ACCEPTABLE: In constructing books, Scotch tape, masking tape and electrical tape WILL NOT be accepted. Pictures that have been copied, traced, cut out, ditto, or computer generated will not be accepted! Stories with violence will not be accepted. NO reports, journals, poetry, plays, essays, collections, or non-fiction books of any kind will be accepted. NO EXCEPTIONS.
7. Generally, only First, Second and Third Place Winners will be displayed based on space available. Fourth place exhibits might not be displayed.

8. ANY ENTRIES NOT CONFORMING TO THE ABOVE RULES OR THE OFFICIAL FAIR RULES WILL BE DISQUALIFIED AT THE DISCRETION OF THE JUDGES AT CHECK IN.
9. This Division will accept only those entries made expressly for the 2018 fair. Superintendents reserve the right to disqualify any entry which does not conform to the above rules. All decisions of the judges are final. The Youth Fair management has jurisdiction over interpretation of these rules. Items entered in the wrong Division will not be judged nor shown. This Division is not responsible for lost/damaged items.

Class Number, Title, and Description:

Class 1101 - Creative Fictional Story: Creative fictional stories: Stories in this class must have a beginning, middle and end with a strong development of character, setting or plot. Stories with violence will not be accepted.

Class 1102 - Innovative Modeled Story: These are stories with a new twist (example: Cinderella becomes The Egyptian Cinderella, etc). Copied text or re-telling will not be accepted. Innovations must be original.

Class 1103 - Concept Development: ABC books, numbers, shapes, first books, numerical or scientific concepts, etc.

Premiums, Plaques and Trophies:

Grand Champion Ruth Reece Award..... Plaque

Purple Ribbon.....\$10.00 and Rosette

Blue Ribbon8.00

Red Ribbon6.00

White Ribbon4.00

Yellow Ribbon..... Ribbon Only

Ruth Reece:

An active supporter of the Miami-Dade County Fair, as superintendent of the Child Development Division for many years. She was a Miami-Dade County 4-H Extension Agent for Home Economics and History. Ruth was a former president of the Miami-Dade County 4-H Alumni Association and received the state award for Outstanding 4-H Alumna.

If there are no entries meeting the quality standards for any special awards, no award will be given.

Child Development Exhibits - Division 22

Superintendents: Latha Murali

Assistant Superintendents: Lee Lavine • Miriam Torres-Gatherer • Pat Tuttle • Barbara Merritt • Regina Mira • Gail Timmons • Migdelys Fernandez • Magaly Perez

Entry Deadline:	January 16, 2018
Check In:	March 1, 2018, 4:00 PM to 8:00 PM in Arnold Hall. March 3, 2018, 10:00 AM to 4:00 PM in Arnold Hall.
Check Out:	April 12, 2018, 4:00 PM to 8:00 PM in Arnold Hall.
Group Entries:	Not Accepted
Award Ceremony:	March 31, 2018 at 3:45 PM in Arnold Hall.

Includes: Games, puppets or marionettes, puzzles, stuffed toys and dolls.

Rules:

1. Grade Levels: PK – 12 Individual entries only; NO GROUP ENTRIES. While all grade levels may submit entries, the entry itself must be designed to educate and/or creatively develop children twelve years of age or under.
2. Number of Entries: Each teacher is limited to 5 entries per classification. Teachers may enter students in all classifications.
3. Size Specifications: Carefully refer to specific instructions below for each class.
4. Entry Tag(s) must be securely attached. Refer to specific instructions below for each class.
5. Acceptable Entries: Games, puppets or marionettes, puzzles, stuffed toys and dolls will be accepted. You must refer to the specific rules listed below for each class. Child Development will accept safe, durable, handmade items designed to educate and/or creatively develop children twelve years of age or under. Items will be randomly selected for “testing” by adults & age intended children and checked for durability.
6. NOT ACCEPTABLE: Only games, puppets or marionettes, puzzles, stuffed toys and dolls will be accepted. All other items will be disqualified.
7. Generally, only First, Second and Third Place Winners will be displayed based on space available. Fourth place entries might not be displayed.
8. ANY ENTRIES NOT CONFORMING TO THE ABOVE RULES OR THE OFFICIAL FAIR RULES WILL BE DISQUALIFIED AT THE DISCRETION OF THE JUDGES AT CHECK IN.
9. This Division will accept only those entries made expressly for the 2018 fair. Superintendents reserve the right to disqualify any entry which does not conform to the above rules. All decisions of the judges are final. The Youth Fair management has jurisdiction over interpretation of these rules. Items entered in the wrong Division will not be judged nor shown. This Division is not responsible for lost/damaged items.

Class 2201 - Game Rules:

1. Games must be handmade, durable and totally original. All games must be playable.
2. Number of Entries: Each teacher is limited to 5 game entries.
3. Size Specifications: Maximum size of game board is 16" x 16" (NO EXCEPTIONS). The game board may be folded to fit in the game box.
4. Entry Tag(s) must be secured to the box lid.
5. Acceptable Entries:

Game Boxes: Games must be packaged in a sturdy box. Pizza boxes and gift boxes are acceptable. The box must be decorated and include the game title & the name of the student author. All pictures/illustrations/drawings on the game box must be original drawings by the student.

Game Boards: No larger than 16" x 16". Heavy mat board is recommended. The minimum thickness of game board is poster board weight. If the poster board weight is used, it must be laminated. All pictures/illustrations/drawings on the game board must be original drawings by the student.

Game pieces and instructions: All game pieces must be handmade (except dice). All writing and/or drawing must be in ink or typewritten. Instructions and game cards must be clearly written and laminated. Game pieces must be placed in a container within the game box to keep from being lost.

6. NOT ACCEPTABLE: No pins, staples, tape of any kind in the construction of the games and the game box will be accepted. Copied, traced or computer generated drawings or illustrations WILL NOT BE ACCEPTED. Entries that are falling apart will be disqualified.
7. Superintendents reserve the right to DISQUALIFY any entry which does not conform to the above rules.

Class 2202 - Puppet and Class 2203 - Marionette Rules:

1. Puppets and Marionettes must be handmade by the student, durable and totally original. All must be playable.
2. Number of Entries: Each teacher is limited to 5 puppets and 5 marionette entries.
3. Size Specifications: None
4. Entry Tag(s) must be secured to the back of each entry. Remove claim tag and retain for check-out.
5. Acceptable Entries: All puppets and marionettes must be ready for display, "self-standing". (Wooden dowels or plastic bottles full of sand make great stands.)
6. NOT ACCEPTABLE: No dittos, pre-stamped fabric articles or kits of any kind will be accepted. No pins, staples, tape of any kind in the construction of the puppets and marionettes will be accepted. Entries that are falling apart will be disqualified.
7. Superintendents reserve the right to DISQUALIFY any entry which does not conform to the above rules.

Class 2204 - Puzzle Rules:

1. All puzzles must be handmade by the student, totally original and durable. All puzzles must be playable.
2. Number of Entries: Each teacher is limited to 5 puzzle entries.
3. Size Specifications: The size of the finished puzzle should be no more than 24" x 24".
4. Entry Tag(s) must be secured to the back of the puzzle. Remove claim tag and retain for check-out.
5. Acceptable Entries: The puzzle must be hand drawn by the student. Heavy mat board is recommended. The minimum thickness of game board is poster board weight. If the poster board weight is used, it must be laminated. Each entry should include a separate copy of the picture to be solved and packed with the puzzle in a box or other durable container.
6. NOT ACCEPTABLE: NO dittos or kits of any kind will be accepted. NO copied, traced or computer generated. No pins, staples or tape in the construction of the puzzles will be accepted. Entries that are falling apart will be automatically disqualified.
7. Superintendents reserve the right to DISQUALIFY any entry which does not conform to the above rules.

Class 2205 - Stuffed Toy and Class 2206 - Doll Rules:

1. All Stuffed Toys, Dolls, and accessories must be handmade by the student, totally original and durable. All entries must be playable.
2. Number of Entries: Each teacher is limited to 5 stuffed toy and 5 doll entries.
3. Size Specifications: None
4. Entry Tag(s) must be securely attached to the back of each entry. Remove claim tag and retain for check-out.
5. Acceptable Entries: All dolls and stuffed toys must be playable. Entries are randomly selected for testing by adults and age intended children, and checked for durability.
6. NOT ACCEPTABLE: Pillows and ceramic statues are not accepted in this Class. No pre-stamped fabric articles or kits of any kind will be accepted. No pins, staples, or tape of any kind in the construction of the entries will be accepted.
7. Superintendents reserve the right to DISQUALIFY any entry which does not conform to the above rules. Entries that are falling apart will be automatically disqualified.

Class Number and Title:

Class 2201 - Game

Class 2202 - Puppet

Class 2203 - Marionette

Class 2204 - Puzzle

Class 2205 - Stuffed Toy

Class 2206 - Doll

Premiums, Plaques and Trophies:

Grand Champion Ruth Reece Award.....	Plaque
Purple Ribbon.....	\$10.00 and Rosette
Blue Ribbon	8.00
Red Ribbon	6.00
White Ribbon	4.00
Yellow Ribbon.....	Ribbon Only

Ruth Reece:

An active supporter of the Miami-Dade County Fair, as superintendent of the Child Development Division for many years. She was a Miami-Dade County 4-H Extension Agent for Home Economics and History. Ruth was a former president of the Miami-Dade County 4-H Alumni Association and received the state award for Outstanding 4-H Alumna.

If there are no entries meeting the quality standards for any special awards, no award will be given.



2D Paper Crafts - Division 54

Superintendents: Dawn Mugar • Lilia Martinez • Rebecca Recio • Valerie Galadza • Arlene Welsh

Assistant Superintendents: Martha Ayme • Alicia Hernandez • Flor Hernandez • Nicholas Hernandez
Wendy Love • Robert Mugar • Ely Perez • Lila Rivas • Amanda Sanabria • Christine Sotolongo • Jennifer
Ayme • Cassandra Sanabria • Claudia Colom

Student Assistants: Enrique Grosó • Wesley Love

Entry Deadline:	January 16, 2018
Check In:	March 1, 2018, 4:00 PM to 8:00 PM in Arnold Hall. March 3, 2018, 10:00 AM to 4:00 PM in Arnold Hall.
Check Out:	April 12, 2018, 4:00 PM to 8:00 PM in Arnold Hall.
Group Entries:	Not Accepted

Rules:

- Grade Levels: 2 – 12 Grade Levels. Individual entries only; NO GROUP ENTRIES. Grades PK - 1, Should enter Tiny Tots Craft Corner Division 40 on page 147.
- Number of Entries: Entries are limited to **1 project per student; maximum of 150 projects per school.**
- Size Limitations: Including framing – Not to exceed 8" x 10". Handmade, flat 2 dimensional paper craft projects must NOT exceed a thickness of approximately 1/8".
- Entry Tag(s) must be attached securely on the front, lower, right-hand corner.
- Acceptable Entries: The projects must be created using cut/folded/layered/torn or otherwise manipulated paper. Other art and craft materials may be included – for example: crayons, paint, markers. All entries must be neat and clean. Staples, tape, and glue may be used, but must not be visible.
- NOT ACCEPTABLE: Non-handmade (purchased items glued together), food (beans, etc.), sticks (popsicle, clothes pins and toothpicks), stickers, pre-cut patterns, cotton balls, fur & feathers. No damaged entries, however slight, will be accepted.
- Only entries awarded Blue and Red ribbons will be displayed due to space limitations.
- ANY ENTRY NOT CONFORMING TO THE ABOVE RULES OR THE OFFICIAL FAIR RULES WILL BE DISQUALIFIED. This Division will accept only those entries made expressly for the 2018 fair.
- All decisions of the judges are final. The Youth Fair management has jurisdiction over interpretation of these rules. Items entered in the wrong division will not be judged nor shown. This Division is not responsible for lost/damaged items.

Class Number and Title:

Class 5401 - 2D Paper Craft Entry

Judging Criteria:

Originality, effective use of materials, workmanship, presentation, total effect.

Premiums, Plaques and Trophies:

Purple Ribbon.....	\$10.00 and Rosette
Blue Ribbon	8.00
Red Ribbon	6.00
White Ribbon	4.00
Yellow Ribbon.....	Ribbon Only

If there are no entries meeting the quality standards for any special awards, no award will be given.



Crafts - Division 55

Superintendents: Ana Lores • Jolene Attard

Assistant Superintendents: Carolina Sequeira • Poli Squeira • Vivian Vargas

Student Assistants: Angelique Vela • Ana Cooper • Sebastian Vargas • Benjamin Vargas • Ethan Vela • Isaac Vela • Briana Sequeira • Nathalie Sequeira

Entry Deadline:	January 16, 2018
Check In:	March 1, 2018, 4:00 PM to 8:00 PM in Arnold Hall. March 3, 2018, 10:00 AM to 4:00 PM in Arnold Hall.
Check Out:	April 12, 2018, 4:00 PM to 8:00 PM in Arnold Hall.
Group Entries:	Not Accepted

Rules:

1. Grade Levels: PK -12 Grade Levels. Individual entries only: NO GROUP ENTRIES.
2. Number of Entries: Entries are limited to a total of 4 per student made for at least 2 of the Classes listed below. Entries are also limited to no more than 20 of a kind. Maximum of 50 projects per school.
3. Size Limitations: Entries can be no larger than 12" x 18" including framing.
4. Entry Tag(s) must be attached securely on the front, lower, right hand corner. Hanging projects must have proper hardware securely attached.
5. Acceptable Entries: All entries should be neat, clean, and dry. Staples, tape, and glue may be used, but must not be visible. Kits will ONLY be accepted for leather crafts from any student. Kits will be accepted in any Class from ESE students. Glue guns must be used under the direct supervision of an adult and no glue residue can be seen.
6. NOT ACCEPTABLE: NO FOOD PRODUCTS (e.g. macaroni, rice, etc.). NO STICKS (e.g. popsicle, toothpick, clothespin, etc). NO GLITTER OF ANY KIND. NO CAN TAB JEWELRY OR PAPER BEADS WILL BE ACCEPTED (these items should be entered in Division 37.) No damaged entries, however slight, will be accepted.
7. Only entries awarded Blue and Red ribbons will be displayed due to space limitations.
8. ANY ENTRY NOT CONFORMING TO THE ABOVE RULES OR THE OFFICIAL FAIR RULES WILL BE DISQUALIFIED. This Division will accept only those entries made expressly for the 2018 fair.
9. All decisions of the judges are final. The Youth Fair management has jurisdiction over interpretation of these rules. Items entered in the wrong division will not be judged nor shown. This Division is not responsible for lost/damaged items.

Class Number and Title:

- Class 5501 - Basket Weaving
- Class 5502 - Batik
- Class 5503 - Craft Jewelry
- Class 5504 - Flat Foil
- Class 5505 - Leather Art
- Class 5506 - Mosaics (Not paper)
- Class 5507 - Off Loom Weaving (Not paper)
- Class 5508 - Painted Glass
- Class 5509 - String Art & Yarn Art
- Class 5510 - Polymer Clay
- Class 5511 - Stained Glass
- Class 5512 - Scratch Board Art
- Class 5513 - Hand Made Paper

Judging Criteria:

Originality, effective use of materials, workmanship, presentation, total effect.

Premiums, Plaques and Trophies:

Purple Ribbon.....	\$10.00 and Rosette
Blue Ribbon	8.00
Red Ribbon	6.00
White Ribbon	4.00
Yellow Ribbon.....	Ribbon Only

If there are no entries meeting the quality standards for any special awards, no award will be given.

3D Crafts - Division 56

Superintendents: *Laura Berenguer • Ana Gibb • Erica Gibb*

Assistant Superintendents: *Esther Garrandes • Enid Anglin • Alex Berenguer • Krista Garcia • Anjani Perez • Maria Pareto • Mike Orima*

Student Assistants: *Kylie Berenguer • Ayanna Brown • K'Trina Morley • Nino Pareto • Logan Gibb*

Entry Deadline:	January 16, 2018
Check In:	March 1, 2018, 4:00 PM to 8:00 PM in Arnold Hall. March 3, 2018, 10:00 AM to 4:00 PM in Arnold Hall.
Check Out:	April 12, 2018, 4:00 PM to 8:00 PM in Arnold Hall.
Group Entries:	Not Accepted

Rules:

1. Grade Levels: PK-12 Grade levels. Individual entries only; NO GROUP ENTRIES.
2. Number of Entries: Entries limited to 3 per student. Entries limited to only 10 items of a kind. Maximum of 200 entries per school.
3. Size Limitation: Not to exceed 18" x 18" x 18" including framing.
4. Entry Tag(s) must be attached securely on front, lower, right-hand corner. Exhibits for hanging MUST have proper hardware securely attached and BE READY FOR HANGING.
5. Acceptable Entries: All entries must be neat and clean. Staples, tape, and glue may be used, but must not be visible.
6. NOT ACCEPTABLE: No pre-made (purchased items glued together). No food (beans, macaroni, rice, etc.). No sticks (popsicle, clothes pins, toothpicks). seasonal themes (X-mas, Valentine, Halloween, etc.), aluminum plates, paper plates, bottles (plastic or glass), plastic items, science projects or social studies projects. No damaged entries, however slight, will be accepted. No preformed masks, unless extra items are added (feathers, sequins, beads, paper mache, glitter)
7. Only entries awarded Blue and Red ribbons will be displayed due to space limitations.
8. ANY ENTRY NOT CONFORMING TO THE ABOVE RULES OR THE OFFICIAL FAIR RULES WILL BE DISQUALIFIED. This Division will accept only those entries made expressly for the 2018 fair.
9. All decisions of the judges are final. The Youth Fair management has jurisdiction over interpretation of these rules. Items entered in the wrong division will not be judged nor shown. This Division is not responsible for lost/damaged items.

Class Number and Title:

- Class 5601 - 3D Paper Craft
- Class 5602 - Mask
- Class 5603 - Paper Maché
- Class 5604 - Soft Sculpture
- Class 5605 - Wire Sculpture

Judging Criteria:

Originality, effective use of materials, workmanship, presentation, total effect.

Premiums, Plaques and Trophies:

Purple Ribbon.....	\$10.00 and Rosette
Blue Ribbon	8.00
Red Ribbon	6.00
White Ribbon	4.00
Yellow Ribbon.....	Ribbon Only

If there are no entries meeting the quality standards for any special awards, no award will be given.



Creative Writing - Division 15

Superintendents: Carol Ballent • Michael Bell

Assistant Superintendents: John Chenet • Norma Craig • Jose Maldonado • Pam Maldonado • Andrew Woodbury • Laura Yusko

Check In: January 16, 2018, 4:00 PM to 7:00 PM in Arnold Hall.
 Check Out: April 12, 2018, 4:00 PM to 8:00 PM in Arnold Hall.
 Group Entries: Not Accepted
 Award Ceremony: April 4, 2018 at 7:00 PM in Arnold Hall.

Rules:

1. Grade Levels: 4– 12 grades; individual entries only; NO GROUP ENTRIES. Carefully review the Class descriptions below for further grade level stipulations. Students in grades 7-12 who submit entries in December 2017 for The Scholastic Writing Awards competition should not submit creative writing entries to The Youth Fair in January. Creative writing entered in The Scholastic Writing Awards will be automatically entered in The Youth Fair if a hard copy of the student work is submitted with the Scholastic Registration Form. Please visit <http://artandwriting.org> for complete entry details for The Scholastic Writing Awards.
2. Number of Entries: Each exhibitor is limited to one entry.
3. Size Specifications: Poetry (plus any art work) must be mounted to the following size specifications: 6" x 9" or 9" x 12" construction paper, depending on the length of the poetry. Do not fold entries. Maximum length of Poetry is one page. Maximum length of Short Stories is 6 pages. Maximum length of Creative Fiction is 1 page.
4. Entry Form(s) and Check Out Procedures: Teachers: To submit entries from your class, you must enclose the original copy of your Fair Entry with **students' names listed in alphabetical order**. Place all entries and entry forms in a large manila envelope and clearly mark the name of the school, teacher, grade, number of entries & type(s) of entries enclosed (free verse, short story, etc.) on the outside of the envelope. These must be hand delivered to The Youth Fair on the Check In. Entries will not be accepted after the Check In. **The student's name, school and grade must be on the front of each entry.** Blank printer labels must be secured to the BACK of each entry. If necessary, labels will be available at check-in on the Check In. **On the Check Out, students may not pick up entries that were submitted by teachers.** Teachers should be prepared to remove their entries from the display boards. Teachers may pick up entries submitted by other teachers. It is not the responsibility of The Youth Fair or the division superintendent to return these entries to you.
5. Acceptable Entries: Entries must be legible, typed (one side only), and be mounted on construction paper. (See Size Specifications in Rule 3 and review the Class descriptions below) Teachers and Students: **Please proofread entries before submitting them. Correct punctuation of dialogue in short stories is necessary.**

6. NOT ACCEPTABLE: Entries that are handwritten or mounted on tag board will be disqualified. Do not fold entries. The following forms of poetry MAY NOT BE SUBMITTED: Haiku, Acrostics, Limericks, Diamante, Modeled Poems and Cinquain. Excessive or distracting errors in spelling, punctuation, and/or grammar will result in disqualification or lower awards.
7. Due to limited space, only entries awarded a blue, red, or white ribbon may be displayed. Only the top page of a short story will be displayed.
8. Exhibits may be reproduced & used by The Youth Fair. Original work will be returned at check out on the Check Out.
9. ANY ENTRY NOT CONFORMING TO THE ABOVE RULES OR THE OFFICIAL FAIR RULES WILL BE DISQUALIFIED.
10. This Division will accept only those entries made expressly for the 2018 fair. All decisions of the judges are final. The Youth Fair management has jurisdiction over interpretation of these rules. Items entered in the wrong division will not be judged or shown. This Division is not responsible for lost/damaged items.

Class Number, Title and Description:

Class 1501 - Poetry - Free Verse: (Grades 4–12) Does not have fixed meter or rhyming pattern. May NOT include novelty forms. One page limit.

Class 1502 - Poetry - Rhymed Verse: (Grades 4–12) Fixed metrical pattern; sonnets. One page limit.

Class 1503 - Poetry - Exotic, Esoteric or Innovative Forms: (Grades 4–12) MUST have attached explanation of poetic form on back of entry or it will be disqualified. Entries must be mounted on 6" x 9" construction paper. HAIKU, ACROSTICS, DIAMANTE, MODELED POEMS OR CINQUAIN WILL NOT BE ACCEPTED

Class 1504 - Short Story: (Grades 6–12) Should contain an original plot and characters with any dialogue punctuated correctly. Entries are to be typed and may not exceed six pages, double-spaced, one side only of standard typing paper, stapled to one sheet of 9" x 12" construction paper. Due to space limitations, only the top page of the story will be displayed.

Class 1505 - Creative Non-Fiction: (Grades 6–12) Written work which reflects real life experiences in an original fact-based composition that remains compelling through the utilization of literary techniques. (Reports will be disqualified.) This includes, but is not limited to, memoirs and characterizations. Entries must be typed and may not exceed one page that is to be mounted on 9" x 12" construction paper. One page limit.

Judging Criteria:

Short Story/Prose: Imaginative or innovative approach; unique development of character, setting, and plot. Poetry: Effective use of language; originality in approach; mood intensity; meaningful content. Poetry MUST have spiritual, emotional, or imaginative theme. See specifications in rules 4, 5, and 6.

Premiums, Plaques and Trophies:

Larry Thompson Award - Grades 7-12 Plaque
 Barbara Dubé Creative Writing Award - Grades 4-6 Plaque

First Place Fair Pen and Pencil Set
 Second Place Fair Pen
 Third Place Ribbon
 Fourth Place Ribbon
 Judges' Award Special Award Rosette

If there are no entries meeting the quality standards for any special awards, no award will be given.



Culinary Series: Culinary Arts Cook Off - Division 4

Advisors: Carol Chong

Superintendent: Allyson Bentley

Assistant Superintendent: Bjorn Blissett • Donna Drummond

Entry Form Deadline: January 16, 2018

Group Entries: Accepted from classes 402, 403

The Culinary Arts Cook-off is an individual or team event. The Culinary Arts Cook-off will recognize participants for their ability to produce a quality meal using culinary arts techniques. Entrants must develop a themed menu and plan for preparation on site at The Youth Fair at a scheduled time and date for their event to be judged.

Rules (Individuals):

1. For **Class 401- Culinary Class Individual:** Must compete on their own without any assistance or coaching from faculty.
2. Participation is open to any student in Miami-Dade County at a secondary school or higher education.

Rules (Teams):

1. For **Class 402 - Middle School Team; Class 403 - High School Team** and must compete on their own without any assistance or coaching from faculty.
2. Each school may submit 2 teams consisting of 3 students on each team.
3. Participation is open to any student in Miami-Dade County at a secondary school or higher education.

Procedures:

1. Teams and Individuals will be scheduled for event competition which may include an elimination round for semi-finalist selection for competition at a specific date and time for competition.
2. The menu must consist of a minimum of 4 courses - the entrée and at least 3 of the following: appetizer, soup, side dish (starch or cooked vegetable), salad, and/or dessert. Proposed menu and theme must be submitted with the entry form.
3. Must submit 4 copies of final menu and all recipes that will be prepared to Culinary Arts Cook-off Superintendent upon arrival at the competition.
4. Teams are required to prepare two (2) portions/plates of the menu items for judging.
5. Permitted: the washing and cleaning of fresh ingredients prior to arrival for competition. NOT PERMITTED: No pre-preparation/precooking is permitted (slicing, dicing, pre-made sauces or desserts; etc).
6. Food ingredients should be brought to the competition in a cooler. A refrigerator is available during competition.

7. All ingredients, tools, special equipment and utensils, serving/display dishes, garnishes/decorations must be supplied by the participating teams. Table settings are optional (not judged).
8. Teams & Individuals will have up to 1 hour to prepare food items as stated on the themed menu according to the recipe specifications and present their plates for judging.
9. Teams and Individuals will be allowed 15 minutes for clean-up.

Grand Champion Competition:

The 2 top scoring first place winning teams and individuals in each class will be finalists for the Grand Champion Competition. The winning team members or individual of this Grand Champion competition will receive \$150.00 each and a trophy for their school. The second place team members and individual will receive \$100.00 each and a plaque for their school.

Class Number and Title:

- Class 401 - Culinary Class Individual
- Class 402 - Middle School Team
- Class 403 - High School Team

Judging Criteria:

Team Scores will include judging criteria on personal appearance, taste, appearance and presentation of dishes, degree of difficulty of menu/recipes, cooking techniques, adherence to recipes and theme, clean-up of area, ability to state the nutritional quality of foods being served, and food sanitation techniques used.

Premiums, awarded to each team member:

Grand Champion Culinary Team.....	\$150.00 and Trophy
Reserve Champion Culinary Team.....	100.00 and Plaque
First Place	75.00
Second Place	50.00
Third Place	30.00
Fourth Place	Ribbon

Premiums, awarded to individuals:

Grand Champion Culinary Individual.....	\$150.00 and Trophy
Reserve Champion Culinary Individual.....	100.00 and Plaque
First Place	75.00
Second Place	50.00
Third Place	30.00
Fourth Place	Ribbon

Culinary Series: For Kids, by Kids - Division 46

Advisors: Carol Chong

Superintendent: Allyson Bentley

Assistant Superintendent: Bjorn Blissett • Donna Drummond

Entry Form Deadline: January 16, 2018

Group Entries: Accepted

The For Kids, by Kids is a team event. This division will recognize participants for their ability to produce a quality meal using culinary arts techniques. Entrants must develop a themed menu and plan for preparation on site at The Youth Fair at a scheduled time and date for their event to be judged.

Rules:

1. Teams must prepare a 4-course meal that yields four (4) portions, is appealing to students and uses products/ingredients that can be adapted for school meals.
2. It must contain at least one serving ($\frac{1}{2}$ cup cooked or 1 cup raw) vegetable(s) from dark green, red/orange and/or legumes as one course.
3. It must also contain a serving ($\frac{1}{2}$ cup) of fruit (fresh/frozen/canned without sugar) as a second course.
4. Each school may submit 1 team consisting of 3 students on each team.
5. Participation is open to any student in Miami-Dade County at a secondary school or higher education.

Procedures:

1. Teams and Individuals will be scheduled for event competition which may include an elimination round for semi-finalist selection for competition at a specific date and time for competition.
2. Recipes must contain at least five (5) local ingredients, meet *National School Lunch Program (NSLP) guidelines, and must be relatively easy for school food service staff to replicate.
3. Recipes will be judged by taste, appearance, creativity, best and most use of local ingredients, and appropriateness for school food service systems.
4. Teams will have 1.5 hours with 30 minutes of clean-up time for this competition. No pre-cooked/pre-prepared items are allowed.

The first place winner(s) will be able to compete in the FL State Department of Agriculture and Consumer Services Cook – off competition representing Miami-Dade and, with the opportunity to represent the State of Florida in a Regional competition with other states in October 2018.

Work with your school's cafeteria manager for ideas and/or <http://www.freshfromflorida.com/Food-Nutrition/Nutrition-Programs/National-School-Lunch-Program> for accessing the guidelines that govern the school meals program.

Judging Criteria:

Team Scores will include judging criteria on personal appearance, taste, appearance and presentation of dishes, degree of difficulty of menu/recipes, cooking techniques, adherence to recipes and theme, clean-up of area, ability to state the nutritional quality of foods being served, and food sanitation techniques used.

Premiums, awarded to each team member:

Grand Champion Team	\$150.00 and Trophy
Reserve Champion Team	100.00 and Plaque
First Place	75.00
Second Place	50.00
Third Place	30.00
Fourth Place	Ribbon

Premiums, awarded to individuals:

Grand Champion Individual	\$150.00 and Trophy
Reserve Champion Individual	100.00 and Plaque
First Place	75.00
Second Place	50.00
Third Place	30.00
Fourth Place	Ribbon



Culinary Series: Sedano's Cook Off - Division 45

Advisors: Carol Chong

Superintendent: Katrina Blisset

Assistant Superintendent: Sarita Pierre • Jerome Baker

Entry Form Deadline: January 16, 2018

Rules (Individuals):

1. For **Class 4501 – Sponsored Ingredient Individual**: Must compete on their own without any assistance or coaching from faculty.
2. Participation is open to any Secondary School student in Miami-Dade County.

Rules (Teams):

1. For **Class 4502 – Sponsored Ingredient Middle School Team and for Class 4503 – Sponsored Ingredient High School Team**: Must compete on their own without any assistance or coaching from faculty.
2. Each school may submit 2 teams from each school consisting of 3 students on each team.
3. Participation is open to any Secondary School student in Miami-Dade County.

Procedures:

1. Teams & Individuals will be scheduled for event competition at a specific date and time for competition.
2. The menu must consist of a minimum of 4 courses- the entrée and at least 3 of the following: appetizer, soup, side dish (starch or cooked vegetable), salad, and/or dessert. Theme and proposed menu must be submitted with the entry form. Menu must be different than other competition entry.
3. Must use at least 2 of the sponsored Sedano's store brand products in each course. Students are required to show proof by bringing in store brand labels.
4. Must submit 4 copies of final menu and all recipes that will be prepared to Culinary Arts Cook-off Superintendent upon arrival at the competition. As proof of purchase, sales receipts for ingredients of Sedano's brand products must be submitted with recipes.
5. Students must prepare two (2) portions/plates of each menu item for judging.
6. Permitted: the washing and cleaning of fresh ingredients prior to arrival for competition. NOT PERMITTED: No pre-preparation/precooking is permitted (slicing, dicing, pre-made sauces or desserts; etc).
7. Food ingredients should be brought to the competition in a cooler. A refrigerator is available during competition.
8. All ingredients, tools, special equipment and utensils, serving/display dishes, garnishes/decorations must be supplied by the participating teams. Table settings are optional (not judged).

9. Teams & Individuals will have up to 1 hour to prepare food items as stated on the themed menu according to the recipe specifications and present their plates for judging.
10. Teams and Individuals will be allowed 15 minutes for clean-up.

Grand Champion Competition:

The 2 top scoring first place winning teams and individuals in classes will be finalists for the grand champion competition. The winning team members or individual of this Grand Champion competition will receive \$150.00 each and a trophy for their school. The second place team members and individual will receive \$100.00 each and a plaque for their school.

Class Number and Title:

- Class 4501 - Sponsored Ingredient Individual
- Class 4502 - Sponsored Ingredient Middle School Team
- Class 4503 - Sponsored Ingredient High School Team

Judging Criteria:

Team Scores will include judging criteria on personal appearance, taste, appearance and presentation of dishes, degree of difficulty of menu/recipes, cooking techniques, adherence to recipes and theme, clean-up of area, ability to state the nutritional quality of foods being served, and food sanitation techniques used.

Premiums, awarded to each team member:

Grand Champion Culinary Team.....	\$150.00 and Trophy
Reserve Champion Culinary Team.....	100.00 and Plaque
First Place	75.00
Second Place	50.00
Third Place	30.00
Fourth Place	Ribbon

Premiums, awarded to individuals:

Grand Champion Individual.....	\$150.00and Trophy
Reserve Champion Individual	100.00 and Plaque
First Place	75.00
Second Place	50.00
Third Place	30.00
Fourth Place	Ribbon

Cupcake Decorating - Division 20

Superintendents: Alice Margolis

Assistant Superintendents: Brenda Johnson • Connie Monteagudo • Ivonne Padron

Entry Deadline: January 16, 2018

Group Entries: Not Accepted

This competition will be held on March 24, 2018 in Arnold Hall. Please arrive by 6:30 PM as decorating begins at 7:00 PM and judging begins at 7:30 PM. Confirmation cards will be sent for entrance into The Youth Fair for each contestant and two adults providing transportation.

Rules:

1. Grade Levels: Class 2001 Cupcake Decorating – Grades PK-5.
2. Number of Entries: Exhibitor may submit no more than 1 entry.
3. Specifications for Supplies: Participant must bring in all supplies, ingredients, utensils and clean up items needed for the decorating of the entry. The cupcakes must be made entirely by the exhibitor and brought on a disposable plate (paper, plastic) or hard form. All decorative shapes (roses and other shapes) must be made entirely by the exhibitor.
4. Judging: Entries will be judged while the exhibitor is present at the competition.
5. Participant must bring in six (6) undecorated cupcakes on a disposable plate or hard form.
6. Participant will be given 30 minutes to decorate cupcakes.
7. Cupcakes will be judged solely on outside appearance. The cupcakes will not be tasted by the judges at this competition.
8. After judging, cupcakes may be taken by the participant or The Youth Fair will dispose of them.

Class Number and Title:

Class 2001 - Grades PK - 5

Premiums, Plaques and Trophies:

Purple Ribbon.....	Special Award Rosette
First Place	\$30.00
Second Place	20.00
Third Place	10.00
Fourth Place	Ribbon

If there are no entries meeting the quality standards for any special awards, no award will be given.

Decorations - Division 25

Superintendents: Judi Davis

Assistant Superintendents: Lorraine Ball • Pete Molina • Maria Ritsi • Lisa Castro

Student Assistants: Abigail Campbell • Bo Campbell • Kyan Davis

Entry Deadline:	January 16, 2018
Check In:	March 1, 2018, 4:00 PM to 8:00 PM in Arnold Hall. March 3, 2018, 10:00 AM to 4:00 PM in Arnold Hall.
Check Out:	April 12, 2018, 4:00 PM to 8:00 PM in Arnold Hall.
Group Entries:	Not Accepted
Award Ceremony:	March 31, 2018, 3:45 PM in Arnold Hall

Includes:

Hand made decorations utilized at special occasions and holidays. If you have a holiday or special occasion not listed, please bring it to the superintendent's attention and it will be researched and added if appropriate.

Rules:

1. Grade Levels: 2 – 12 Grade Levels. Individual entries only; NO GROUP ENTRIES. Grades PK - 1, Should enter Tiny Tots Craft Corner Division 40 on page 147.
2. Number of Entries: Each student is limited to no more than 5 entries. Teachers are limited to 5 of same or like renditions of a decorative project.
3. Limitations on Materials: 3rd grade and above MUST limit the use of paper, computer art, and/or soft clay to NO MORE THAN 50% of the entry. Reminder: All items MUST be handmade by that of the exhibitor. Parents and teachers are encouraged to help but please do not make the project for the exhibitor.
4. Entry Tag(s) must be securely attached to the lower, right hand area of the project. Exhibits for hanging must have proper hardware securely attached and ready for hanging (no tape). Shadowboxes displaying a holiday scene/theme must be completely finished - this includes the outside of the box. All items MUST be securely attached to the project.
5. Acceptable Entries: Entries must be limited to holiday and/or special occasion décor only. See the list of Classes below. All items must be handmade. Picture frames and albums must be related to a holiday theme or special occasion.
6. NOT ACCEPTABLE: No Kits, poster or piñatas. Projects made with food items (including pasta, rice, dried beans, dough, candy, etc.) will be disqualified. No Tape on projects - items will be automatically disqualified.
7. This Division intends to display all entries if space permits.
8. ANY ENTRY NOT CONFORMING TO THE ABOVE RULES OR THE OFFICIAL FAIR RULES WILL BE DISQUALIFIED.

9. This Division will accept only those entries made expressly for the 2018 fair. All decisions of the judges are final. The Youth Fair management has jurisdiction over interpretation of these rules. Items entered in the wrong Division will not be judged or shown. This Division is not responsible for lost/damaged items.

Class Number and Title:

- Class 2501 - Christmas
- Class 2502 - Martin Luther King
- Class 2503 - Weddings
- Class 2504 - Hanukkah
- Class 2505 - Kwanza
- Class 2506 - New Year's Day
- Class 2507 - Father's Day
- Class 2508 - Grandparent's Day
- Class 2509 - 4th of July
- Class 2510 - Mother's Day
- Class 2511 - Anniversary
- Class 2512 - St. Patrick's Day
- Class 2513 - Thanksgiving
- Class 2514 - Graduation
- Class 2515 - St. Valentine's Day
- Class 2516 - Halloween
- Class 2517 - Easter
- Class 2518 - President's Day
- Class 2519 - Birthdays
- Class 2520 - Passover
- Class 2521 - Earth Day
- Class 2522 - Columbus Day

Judging Criteria:

Originality, quality of workmanship, effective use of materials, design, appropriateness to selected holiday/occasion, presentation, total effect.

Premiums, Plaques and Trophies:

- Victoria Simpson Superintendent's Choice Award.....Plaque

- Purple Ribbon..... \$10.00 and Rosette
- Blue Ribbon 8.00
- Red Ribbon 6.00
- White Ribbon 4.00
- Yellow Ribbon.....Ribbon Only

If there are no entries meeting the quality standards for any special awards, no award will be given.

DigiCon Series: Coding with Scratch Challenge - Division 68

Superintendent: Lisa Hauser • Pamela Wentworth

Entry Deadline: January 16, 2018
Group Entries: Not Accepted

For the Digicon: Coding with Scratch category, individual students in Grades 6-8 must complete an individual entry form for the Fair. A total of 20 students will be selected to participate in the Digicon: Coding with Scratch Challenge. Students must have some experience with Scratch in order to compete. They should understand basic sprites, layers and navigation. The instructions for the challenge will be given at the time of competition. The students will have 1 hour and 30 minutes to complete the challenge. On the day of the competition, students must arrive by 5:00 PM and be ready to receive instructions for the challenge. All materials to complete the challenge will be provided at the time of the competition.

Rules:

1. Grade Levels: Students in grades 6-8 are eligible to enter this division.
2. Number of Entries: Middle School individuals, only 5 students will be allowed per school.
3. Requirements for Entries: Students must have experience with Scratch coding including basic sprites, layers and navigation. Information about Scratch is found at <http://scratch.mit.edu>
4. Day of Competition: Students must arrive at the Fair by 5:00 PM on the day of competition prepared to receive instructions for the competition.
5. ANY ENTRIES NOT CONFORMING TO THE ABOVE RULES OR THE OFFICIAL FAIR RULES WILL BE DISQUALIFIED AT THE DISCRETION OF THE JUDGES AT CHECK IN.
6. This division will accept only those entries made expressly for the 2018 Fair. All decisions of the judges are final. The Fair management has jurisdiction over interpretation of these rules. Items entered in the wrong division will not be judged nor shown. This division is not responsible for lost/damaged items.

Class Number and Title:

Class 6801 – Coding with Scratch Challenge Grades 6-8

Premiums, Plaques and Trophies:

Blue Ribbon	10.00
Red Ribbon	8.00
White Ribbon	6.00

If there are no entries meeting the quality standards for any special awards, no award will be given.



DigiCon Series: iCode Me Challenge - Division 69

Superintendent: Lisa Hauser • Pamela Wentworth

Entry Deadline: January 16, 2018
 Group Entries: Not Accepted

For the iCodeME category, individual girls in Grades 6-12 must complete an individual entry form for the Fair. A total of 20 girls will be selected to participate in the iCodeMe Challenge. Girls must have some experience with JavaScript in order to compete. They should understand basic syntax, variables and values. The instructions for the challenge will be given at the time of competition. The students will have 1 hour and 30 minutes to complete the challenge. On the day of the competition, students must arrive by 5:00 PM and be ready to receive instructions for the challenge. All materials to complete the challenge will be provided at the time of the competition.

Rules:

1. Grade Levels: Girls in grades 6-12 are eligible to enter this division.
2. Number of Entries: Only 3 girls will be allowed per school.
3. Requirements for Entries: Girls must have experience with JavaScript including basic syntax, variables and values.
4. Day of Competition: Students must arrive at the Fair by 5:00 PM on the day of completion prepared to receive instructions for the competition.
5. ANY ENTRIES NOT CONFORMING TO THE ABOVE RULES OR THE OFFICIAL FAIR RULES WILL BE DISQUALIFIED AT THE DISCRETION OF THE JUDGES AT CHECK IN.
6. This division will accept only those entries made expressly for the 2018 Fair. All decisions of the judges are final. The Fair management has jurisdiction over interpretation of these rules. Items entered in the wrong division will not be judged nor shown. This division is not responsible for lost/damaged items.

Class Number and Title:

Class 6901 – iCode Me Challenge

Premiums, Plaques and Trophies:

Blue Ribbon	10.00
Red Ribbon	8.00
White Ribbon	6.00

If there are no entries meeting the quality standards for any special awards, no award will be given.

DigiCon Series: 3D Modeling Challenge - Division 70

Superintendent: Lisa Hauser • Pamela Wentworth

Entry Deadline: January 16, 2018

Group Entries: Accepted

Teams must have experience with 3D modeling programs such as AutoCAD Inventor or Tinker CAD and should be able to create a basic 3-D design using either of these two programs and know how to prepare and export a file for 3D fabrication (see note below). The instructions for the challenge will be given at the time of competition. The students will have 1 hour and 30 minutes to complete the challenge. On the day of the competition, students must arrive by 12:00 PM and be ready to receive instructions for the challenge. All materials to complete the challenge will be provided at the time of the competition. A total of 10 teams will be selected to participate in the Digicon 3D Modeling Challenge. Each school is allowed to register only one team of students.

Rules:

1. Grade Levels: Students in grades 9-12 are eligible to enter this division.
2. Number of Entries: High School Teams of 2, limited to 3 teams per school.
3. Requirements for Entries: Teams must have experience with 3D modeling programs such as AutoCAD Inventor or Tinker CAD They should understand basic 3-D design and know how to prepare a file for 3D fabrication.
4. Day of Competition: Students must arrive at the Fair by 12:30 PM on the day of completion prepared to receive instructions for the competition.
5. Special Note: If a team wishes to use a 3D CAD program other than AutoCAD Inventor or TinkerCAD, they may bring a laptop with the desired program installed. The laptop will be inspected prior to competition to be sure it meets the challenge requirements.
6. ANY ENTRIES NOT CONFORMING TO THE ABOVE RULES OR THE OFFICIAL FAIR RULES WILL BE DISQUALIFIED AT THE DISCRETION OF THE JUDGES AT CHECK IN.
7. This division will accept only those entries made expressly for the 2018 Fair. All decisions of the judges are final. The Fair management has jurisdiction over interpretation of these rules. Items entered in the wrong division will not be judged nor shown. This division is not responsible for lost/damaged items.

Class Number and Title:

Class 7001 – 3D Modeling Challenge

Premiums, Plaques and Trophies:

Blue Ribbon	10.00
Red Ribbon	8.00
White Ribbon	6.00

If there are no entries meeting the quality standards for any special awards, no award will be given.

Drafting - Division 7

Superintendents: *Carlos Delahoz • Rigoberto Mercado*

Assistant Superintendents: *Matthew Jimenez • Gustavo Delahoz*

Entry Deadline:	January 16, 2018
Check In:	March 1, 2018, 4:00 PM to 8:00 PM in Arnold Hall. March 3, 2018, 10:00 AM to 4:00 PM in Arnold Hall.
Check Out:	April 12, 2018, 4:00 PM to 8:00 PM in Arnold Hall.
Group Entries:	Not Accepted

The Drafting Division will award an outstanding trophy for each level (middle and senior high school) based upon the following criteria:

1. Each entry in this division receiving a blue ribbon will be awarded one point.
2. Each entry in this division receiving a purple ribbon will receive one point.
3. The school receiving the most total points will be awarded the outstanding trophy.

Rules:

1. Grade Levels: Middle and High School only. All work must be done by the individual since the last fair.
2. Number of Entries: Students may enter 1 exhibit in each class listed, but may enter as many classes as desired.
3. Size and Mounting Specifications: Refer carefully to the Class Descriptions below for size requirements. All work must be mounted on mount or mat of equal material. NO FOAM BOARD.
4. Entry Tag(s) must be securely attached to the front of the entry.
5. Acceptable Entries: All CAD entries must have an architectural or engineering theme.
6. NOT ACCEPTABLE: No blueprint entries. Posters will NOT be accepted. NO FOAM BOARD.
7. Due to space limitations, this division will display only Blue and Red ribbons.
8. ANY ENTRY NOT CONFORMING TO THE ABOVE RULES OR THE OFFICIAL FAIR RULES WILL BE DISQUALIFIED.
9. This Division will accept only those entries made expressly for the 2018 fair. All decisions of the judges are final. The Youth Fair management has jurisdiction over interpretation of these rules. Items entered in the wrong Division will not be judged or shown. This Division is not responsible for lost/damaged items.

Class Numbers, Titles, and Descriptions:

Class 701 - Architectural Working Drawings: Working drawings must include a complete set on any project such as a residence or commercial building. Drawings shall be on tracing paper. Entry shall include but not be limited to the following drawings: floor plan, plot plan foundation, exterior elevations, interior elevations, electrical, plumbing, wall details, windows and door schedule. Drawings are to be bound in a set using the above order and mounted on a single sheet of mat board. Working drawings may be on A, B, C or D size paper.

Class 702 – Architectural Presentation Drawings: Presentation drawings may be rendered in any method desired. Drawings may be printed in black and white or in color on any suitable paper 11” X 17” or larger, but not to exceed 30” X 40” and mounted on illustration board. The entry must include all drawings necessary to indicate the scope of the project, namely: (a) plot plan, (b) a floor plan and (c) a perspective of the building.

Class 703 – Architectural Rendering: Drawings may be printed in black and white or in color on any suitable paper 11” X 17” or larger, but not to exceed 30” X 40” and mounted on illustration board.

Class 704 – Architectural Scale Models: Any architectural scale model of residential or commercial buildings shall be the kind to be shown to a client by an architect. The model should be mounted on plywood which is no larger than 24” X 36” and not less than 18” x 24” . Drawings of the model must be submitted. Drawings MUST include: a floor plan, elevation and plot plan. All model parts must be securely attached. NO KITS ALLOWED.

Class 705 – Architectural CAD Drafting: CAD drafting entries include any type of architectural drawing done with the computer and a plotter or printer.

Class 706 – Engineering Hand Drawn Detailed Drawings: Detailed drawings are in pencil on either drawing or tracing paper. Include irregular shaped objects that may have either practical or theoretical applications. Drawings must be properly dimensioned. A model may accompany drawings.

Class 707 – Engineering CAD Drawings: CAD drafting entries include any type of engineering drawing done with the computer and a plotter/printer.

Class Number and Title:

- Class 701 - Architectural Working Drawings
- Class 702 - Architectural Presentation Drawings
- Class 703 - Architectural Rendering
- Class 704 - Architectural Scale Models
- Class 705 - Architectural CAD Drafting
- Class 706 - Engineering Hand Drawn Detailed Drawings
- Class 707 - Engineering CAD Drawings

Judging Criteria:

Relationship of design to function and purpose, quality of craftsmanship, suitability of materials, scope of process involved, age of individual student.

Premiums, Plaques and Trophies:

Best of Show	Trophy
Outstanding Senior High/Middle School	Trophy
Purple Ribbon.....	\$10.00 and Rosette
Blue Ribbon	8.00
Red Ribbon	6.00
White Ribbon	4.00
Yellow Ribbon.....	Ribbon Only

If there are no entries meeting the quality standards for any special awards, no award will be given.

ESOL Child Development Books - Division 3

Superintendents: Patricia Benitez • Ana Pachon-Reboredo • Sherri Pensler • Amor Reyes

Assistant Superintendents: Stacy Benitez • Iris Carpio • Ileana Goberna • Lidia Goberna • Rosie Sanchez • Brian Carpio

Check In: January 16, 2018, 4:00 PM to 7:00 PM in Arnold Hall.

Check Out: April 12, 2018, 4:00 PM to 8:00 PM in Arnold Hall.

Group Entries: Accepted from grades PK - 2 only.

Rules:

1. Grade Levels: PK – 12 for individual entries. PK-2 ONLY FOR GROUP ENTRIES; MAXIMUM GROUP SIZE IS 12 STUDENTS. When registering your books, remember this is ESOL Child Development, Division 3 and not Creative Writing.
2. Number of Entries: Each teacher is limited to 5 single author books OR 3 group book entries. Group entries are accepted from grades PK – 2 only with no more than 3 group books per teacher. Maximum group size is 12 students.
3. Entry Date: January 16, 2018, All ESOL Child Development Book entries and completed entry forms are due on this date. No later submissions will be accepted. Please submit two copies of your entry form.
4. Entry Label(s) and Submission Envelope Specifications: Entry ID labels must be filled out and secured to the back of the book (top left corner). To obtain these labels in advance, please contact the Exhibits Office at The Youth Fair. In a large envelope, place all books and 1 entry form per book with titles and names of the students entering books. Be sure to indicate on the entry form if this was a group entry and list the names of the students who worked on the book. On the outside of the envelope write school name, teacher name, number of books and their classification.
5. Acceptable Entries: Books must be entirely in English. They must be written and illustrated BY THE STUDENT(S). Books must be written in ink or typed. Pencil will be accepted only if the pages are laminated or plastic coated. This rule applies for illustrations also. Books must be constructed in a manner that is visually appealing and durable. If staples or brads are used they must be securely covered by plastic or library tape so that the intended user will not be harmed. Teachers: Please proof read entries before submitting them. Correct punctuation of dialogue in short stories is necessary. Students in PK-2 may submit work written legibly in pencil.
6. NOT ACCEPTABLE: NO REPORTS, JOURNALS, POETRY, PLAYS, ESSAYS, COLLECTIONS, OR NON-FICTION BOOKS OF ANY KIND WILL BE ACCEPTED. NO EXCEPTIONS. Stories with violence will not be accepted. In constructing books, Scotch tape, masking tape and electrical tape WILL NOT be accepted. Pictures that have been copied, traced, cut out, ditto, or computer generated will not be accepted! Excessive or distracting errors in spelling, punctuation and/or grammar may result in disqualification or lower awards.

7. Generally, only First, Second and Third Place Winners will be displayed based on space available. Fourth place exhibits might not be displayed.
8. ANY ENTRIES NOT CONFORMING TO THE ABOVE RULES OR THE OFFICIAL FAIR RULES WILL BE DISQUALIFIED AT THE DISCRETION OF THE JUDGES AT CHECK IN.
9. This Division will accept only those entries made expressly for the 2018 fair. Superintendents reserve the right to disqualify any entry which does not conform to the above rules. All decisions of the judges are final. The Youth Fair management has jurisdiction over interpretation of these rules. Items entered in the wrong Division will not be judged nor shown. This Division is not responsible for lost/damaged items.

Class Number, Title, and Description:

Class 301 - Creative Fictional Story: Creative fictional stories: Stories in this class must have a beginning, middle and end with a strong development of character, setting or plot. Stories with violence will not be accepted.

Class 302 - Innovative Modeled Story: These are stories with a new twist (example: Cinderella becomes The Egyptian Cinderella, etc). Copied text or re-telling will not be accepted. Innovations must be original.

Class 303 - Concept Development: ABC books, numbers, shapes, first books, numerical or scientific concepts, etc.

Premiums, Plaques and Trophies:

Purple Ribbon.....	\$10.00 and Rosette
Blue Ribbon	8.00
Red Ribbon	6.00
White Ribbon	4.00
Yellow Ribbon.....	Ribbon Only

If there are no entries meeting the quality standards for any special awards, no award will be given.

ESOL Creative Writing - Division 2

Superintendents: Patricia Benitez • Ana Pachon-Reboredo • Sherri Pensler • Amor Reyes

Assistant Superintendents: Stacy Benitez • Iris Carpio • Ileana Goberna • Lidia Goberna • Rosie Sanchez • Brian Carpio

Check In:	January 16, 2018, 4:00 PM to 7:00 PM in Arnold Hall.
Check Out:	April 12, 2018, 4:00 PM to 8:00 PM in Arnold Hall.
Group Entries:	Not Accepted
Award Ceremony	March 31, 2018 at 1:30 PM in Arnold Hall.

Rules:

1. Grade Levels: ESOL students (Levels 1, 2, 3, 4) K – 12 grades; individual entries only. Acrostic Poetry – K-2 grades only. Haiku Poetry – K-5 grades only. Cinquain Poetry – 3-5 grades only. Free Verse Poetry, Rhymed Verse Poetry, & Short Stories – K-12 grades Essay of Creative Non-Fiction – 4-12 grades only.
2. Number of Entries: Each exhibitor is limited to one entry. The Class Numbers are listed below by language Level in Elementary, Middle, and High School.
3. Size Specifications: Poetry (plus any art work) must be mounted on the following size specifications: 6" x 9" or 9" x 12" construction paper depending on the length of the poem. Short Stories and Essays must be mounted on 9" x 12" construction paper. Maximum length of all Classes of entries is one page. Do not fold entries.
4. Entry Form(s) and Check Out Procedures: Teachers: To submit entries from your class, you **MUST** enclose the original copy of your Fair Entry with students' names listed in alphabetical order. Place all entries and entry forms in a large manila envelope and clearly mark the name of the school, teacher, grade, number of entries & entry Class enclosed on the outside of the envelope. These must be hand delivered to The Youth Fair on the Check In. Entries will not be accepted after the Check In. **The student's name, school, grade and ESOL level must be on the front of each entry.** ESOL Creative Writing labels must be filled out and secured on the BACK of each entry. To obtain these labels in advance, please contact the Exhibits office at The Youth Fair. Labels will be available at check-in on the Check In. Since the entry form is submitted with the entries, you will not need computer generated entry tags.
5. Acceptable Entries: Each entry must be the original work of one student. Entries must be legible, written in ink or typed (only on one side of standard typing paper). Entries submitted by students in grades 4-12 **MUST** be typed. Only one poem or essay on a page and it must be mounted on construction paper (see Size Specifications in Rule 3 and review the Class descriptions below). Modeled entries must have a copy of the original poem attached to the back of the entry. Teachers: Please proofread entries before submitting them. Correct punctuation of dialogue in short stories is necessary.

6. NOT ACCEPTABLE: Entries mounted on tag board will be disqualified. Do not fold entries. The following forms of poetry MAY NOT BE SUBMITTED: Limericks, Diamante. Excessive or distracting errors in spelling, punctuation, and/or grammar will result in disqualification or lower awards.
7. Due to limited space, only entries awarded a blue, red, or white ribbon may be displayed. Only the top page of a short story will be displayed.
8. Exhibits may be reproduced & used by The Youth Fair. Original work will be returned at check out on the Check Out.
9. ANY ENTRY NOT CONFORMING TO THE ABOVE RULES OR THE OFFICIAL FAIR RULES WILL BE DISQUALIFIED.
10. This Division will accept only those entries made expressly for the 2018 fair. All decisions of the judges are final. The Youth Fair management has jurisdiction over interpretation of these rules. Items entered in the wrong division will not be judged or shown. This Division is not responsible for lost/damaged items.

Class Number and Title:

Class 201 - Level I Elementary K - 5

Class 202 - Level II Elementary K - 5

Class 203 - Level III Elementary K - 5

Class 204 - Level IV Elementary K - 5

Class 205 - Level I Middle School 6 - 8

Class 206 - Level II Middle School 6 - 8

Class 207 - Level III Middle School 6 - 8

Class 208 - Level IV Middle School 6 - 8

Class 209 - Level I High School 9 - 12

Class 210 - Level II High School 9 - 12

Class 211 - Level III High School 9 - 12

Class 212 - Level IV High School 9 - 12

Types of Entries Accepted:

Poetry – Free Verse (grades K-12): Does not have fixed meter or rhyming pattern. May NOT include novelty forms. MUST be mounted on maximum size 9" x 12" construction paper.

Poetry – Haiku (grades K-5): Three line verse with 5-7-5 syllable count. Haiku MUST include picture signifying the scene for which the poem was written and MUST be mounted on 6" x 9" construction paper. Haiku should reflect insight or sensitivity to nature or natural phenomena.

Poetry – Rhymed Verse (grades K-12): Fixed metrical pattern; sonnets. MUST be mounted on maximum 9" x 12" construction paper.

Poetry - Acrostic (grades K-2): A poem or other writing in an alphabetic script, in which the first letter, syllable or word of each line, paragraph or other recurring feature in the text spells out another message. MUST be mounted on maximum 9" x 12" construction paper.

Poetry - Cinquain (grades 3-5): Four word phrase 5 Line verse, noun, 2 adjectives. 3 verbs (verbs must be matching tenses), synonym of noun, it must flow. MUST be mounted on 6" x 9" construction paper.

Short Story (grades 1-12): Entries are to be handwritten in grades 1 - 3 and to be typed in 4 - 12. It may not exceed 1 page, single spaced and on 1 side of standard typing paper. Staple the page to one sheet of construction paper. MUST be mounted on 9" x 12" construction paper.

Essay - Creative Non-Fiction (grades 4-12): The essay is an organized composition expressing a real life experience from a personal or limited viewpoint. It differs from a short story, which is fiction. Essays must be typed and may not exceed 1 page. MUST be mounted on 9" x 12" construction paper.

Poetry Judging Criteria:

Effective use of language, originality in approach, mood intensity, meaningful content, and poetry MUST have spiritual, emotional, or imaginative theme. See specifications in above Rules.

Short Story/Essay Judging Criteria:

Imaginative or innovative approach, unique development of character, setting and plot.

Poetry Judging Criteria:

Effective use of language, originality in approach, mood intensity, meaningful content, and poetry MUST have spiritual, emotional, or imaginative theme. See specifications in above Rules.

Short Story/Essay Judging Criteria:

Imaginative or innovative approach, unique development of character, setting and plot.

Premiums, Plaques and Trophies:

Judges' Award Rosette

Blue Ribbon Fair Pen and Pencil Set

Red Ribbon Fair Pen

White Ribbon Ribbon

Yellow Ribbon..... Ribbon

If there are no entries meeting the quality standards for any special awards, no award will be given.

Fabric Art - Division 51

Superintendents: *Jessica Barker • Julie Hicks*

Assistant Superintendents: *Matt Barker • Jericho Hicks*

Student Assistant: *Sean Barker*

Entry Deadline:	January 16, 2018
Check In:	March 1, 2018, 4:00 PM to 8:00 PM in Arnold Hall. March 3, 2018, 10:00 AM to 4:00 PM in Arnold Hall.
Check Out:	April 12, 2018, 4:00 PM to 8:00 PM in Arnold Hall.
Group Entries:	Not Accepted
Award Ceremony	March 31, 2018 at 3:45 PM in Arnold Hall.

Includes:

Original items created on fabric to be displayed or worn in some fashion such as: Decorated Items (e.g., painted, rhinestones, tie-dyed, stenciled, framed silk prints). Baby Clothes (i.e., bibs, onesies, shirts, etc.).

Rules:

1. Grade Levels: 2 – 12 Grade Levels. Individual entries only; NO GROUP ENTRIES. Grades PK - 1, Should enter Tiny Tots Craft Corner Division 40 on page 147.
2. Number of Entries: Entries limited to 1 project per student. Each teacher may bring their best fifteen exhibits ONLY.
3. Size Limitations: Framed Items must not exceed 11" x 14". Unframed entries must not exceed 18" x 24".
4. Entry Tag(s) must be pinned to the exhibit on the upper left hand side (as if you were wearing the item).
5. Acceptable Entries: All items must be new and clean. Additions or embellishments to the item must be firmly attached. If using crayons to add color, use ONLY fabric crayons. NO regular crayons. If using markers, use only permanent markers. NO water-based markers.
6. NOT ACCEPTABLE: NO headbands of any kind. Do not use non-fabric crayons or water based markers.
7. Only entries awarded Blue, Red, and White ribbons will be displayed.
8. ANY ENTRY NOT CONFORMING TO THE ABOVE RULES OR THE OFFICIAL FAIR RULES WILL BE DISQUALIFIED.
9. This Division will accept only those entries made expressly for the 2018 fair. This division will not accept any entries that meet the same criteria for another division.
10. All decisions of the judges are final. The Youth Fair management has jurisdiction over interpretation of these rules. Items entered in the wrong division will not be judged nor shown. This Division is not responsible for lost/damaged items.

Judging Criteria:

Quality of workmanship, attractiveness, neatness, degree of difficulty with the age of the exhibitor, design, construction, originality.

Class Number and Title:

Class 5101 - Fabric Art

Premiums, Plaques and Trophies:

Purple Ribbon.....	\$10.00 and Rosette
Blue Ribbon	8.00
Red Ribbon	6.00
White Ribbon	4.00
Yellow Ribbon.....	Ribbon Only

If there are no entries meeting the quality standards for any special awards, no award will be given.



Fashion Design and Show - Division 62

Supervisor: Diana E. Collingwood

Educational Specialists: Gloria Humes • Rani Khanuja • Valerie Morris

Superintendent: Sherrol Barnes-Burton

Entry Deadline: January 16, 2018
 Check In: 5:00 PM and exhibitors must be back stage by 6:30 PM
 Group Entries: Not Accepted

Rules:

1. Grade Levels: Grades 6-12, Individual entries only; NO GROUP ENTRIES.
2. Number of Entries: Each exhibitor may enter no more than one garment in each class. On the Entry Form in the description column, list the name of the person modeling the garment if different from the exhibitor. Include a brief description of the garment.
3. Size Limitations: Determined by the size of the model. "Fit and appearance" will be the total look including the garment, hair, make-up, shoes, and accessories.
4. Entry Tag location: Each garment must be accompanied by an entry tag AND a 5" X 7" index card typed which must include the following:
 - Name of student who constructed garment in upper right.
 - Garment class in upper left.
 - Garment type (dress, pants, suit, vest, formal gown, etc.).
 - Color(s).
 - Fiber content of fabric(s).
 - Fabric name (denim, taffeta, satin, broadcloth, etc.).
 - Description of accessories.
 - Specifics about garment.
 - Closure (button, zipper, etc.).
 - Sleeve length and style.
 - Pants with elastic or waistband.
 - Collar or neckline (round, square, v-neck, etc.).
 - Other construction techniques or design features.
 - Can be worn to/for (date, school, shopping, dining, interview, etc.).
 - Other information to share with audience.
5. Acceptable Entries: All garments should be in good taste, and appropriate to class entered. All garments should be pre-judged by teacher for appearance, quality of sewing and finished product. Each garment will be judged on construction including the use of appropriate materials for the garment and it's finished look inside and out. Fit and appearance will be the total look including , hair, make-up,shoes, and accessories. The exhibitor may steam the garment on site.
6. NOT ACCEPTABLE: Unfinished garments. All items must be completed before arrival. No on site construction.
7. Exhibitors must score a 90% or higher in each class or have a total of at least 450 points to qualify for Grand Champion Prize.

8. ANY ENTRY NOT CONFORMING TO THE ABOVE RULES OR THE OFFICIAL FAIR RULES WILL BE DISQUALIFIED.
9. This division will accept only those items made expressly for the 2018 fair; exhibitors will not be able to use item entered in other divisions of The Youth Fair.
10. All decisions of the judges are final. The Youth Fair management has jurisdiction over interpretation of these rules. Items entered in the wrong division will not be judged or shown. This Division is not responsible for lost/damaged items.

Class Number and Title for Middle Schools:

- Class 6201 - Business/Career
- Class 6202 - Sports
- Class 6203 - Formal/Evening
- Class 6204- Up-Cycle

Class Number and Title for High Schools:

- Class 6205 - Business/Career
- Class 6206 - Sports
- Class 6207 - Formal/Evening
- Class 6208- Up-Cycle

Premiums, Plaques and Trophies for Middle School Participants:

Grand Champion.....	\$125.00
First Place	75.00
Second Place	50.00
Third Place	25.00
Fourth Place	Ribbon

Premiums, Plaques and Trophies for High School Participants:

Grand Champion.....	\$150.00
First Place	100.00
Second Place	75.00
Third Place	50.00
Fourth Place	Ribbon

If there are no entries meeting the quality standards for any special awards, no award will be given.

Fine Arts - Division 18 (Visual Arts)

Advisors: Mabel Morales

Superintendents: Alison Burrus

Assistant Superintendents: Linda Mangual

Check In: January 16, 2018 from 3:00 PM to 7:00 PM in Arnold Hall
 Check Out: April 12, 2018 from 4:00 PM to 8:00 PM in Arnold Hall.
 Group Entries: Not Accepted
 Award Ceremony: March 31, 2018 at 3:00 PM in Arnold Hall.

Rules:

1. Grade Levels: K-12 Individual entries only; NO GROUP ENTRIES
2. Number of Entries: Each teacher may submit 1 piece of art per grade level from each assigned school. Individual entries will be accepted.
3. Size Limitations: All art work must be matted or mounted on 18" x 24" white poster board.
4. Entry Form and Entry Tag(s): Art work must be submitted on January 16, 2018 in a portfolio labeled with:
 - Art teacher's name or individual name
 - School name and public school code or private school address.
5. Place the entry form in the portfolio with artwork. A copy will be returned indicating which pieces will be displayed in the Fine Arts Gallery.
6. Each piece of art work must be labeled with the Exhibits Entry/ID label in the lower, right corner on the front of the piece. You may obtain these Entry/ID labels in advance by contacting The Youth Fair Exhibit Office (305) 223-7060. Entry/ID labels will also be available at check-in.
7. Acceptable Entries: Entries are limited to 2D art work only.
8. Exhibitors in class 1804: Should not be entering through their school/teacher.
9. NOT ACCEPTABLE: No photographs allowed. No 3D art work accepted. Artwork on stretched canvases will not be accepted. Relief images or work that does not meet the size specified for matting/mounting will be disqualified.
10. Artwork on display: A copy of your entry form will be returned indicating which piece will be displayed.
11. ANY ENTRY NOT CONFORMING TO THE ABOVE RULES OR THE OFFICIAL FAIR RULES WILL BE DISQUALIFIED.
12. This Division will accept only those entries made expressly for the 2018 fair. All decisions of the judges are final. The Youth Fair management has jurisdiction over interpretation of these rules. This Division is not responsible for lost/damaged items.

Class Number and Title:

- Class 1801 - Elementary School Grades K - 5
- Class 1802 - Middle School Grades 6 - 8
- Class 1803 - Senior High Grades 9 - 12
- Class 1804 - Individual Entry/Homeschool

Judging Criteria:

Art will be selected for framing and exhibition based on the following: Design - The effective use of elements and principles of artistic design. Media - Effective use of techniques and materials. Expressive Content - Original and creative interpretation of subject matter.

Premiums, Plaques and Trophies:

All Participants.....Ribbon
200 Professional Frames are awarded to display selected art work and become the property of the exhibitor at the end of The Youth Fair.

Winners at each grade level:

First Place Rosette
 Second Place Rosette
 Third Place Rosette

If there are no entries meeting the quality standards for any special awards, no award will be given.

Fishing Gear - Division 19

Superintendents: Hernan Cortes • Neil Kuntzman • Lois Plehn • Rick Popola • Bill Wills • Paul Landrum • Frank Perez • Lisa Lashbrook

Assistant Superintendents: Eric Ballesteros • Dodany Figueroa • Karen Landrum • Beverly Roy • Rosanne Wills • Ed Brameister • Mark Hunnewell • Alberto Garcia • Lourdes Segrera-Guerra • James Fowler • Karla Cordoba

Student Assistants: Mandy Hunnewell • Nicole Ballesteros • Carolyn Garcia • Richard Guerra • Daniel Figueroa • Miguel Cordoba

Entry Deadline:	January 16, 2018
Check In:	March 1, 2018, 4:00 PM to 8:00 PM in Arnold Hall. March 3, 2018, 10:00 AM to 4:00 PM in Arnold Hall.
Check Out:	April 12, 2018, 4:00 PM to 8:00 PM in Arnold Hall.
Group Entries:	Not Accepted

Rules:

1. Grade Levels: K – 12
2. Number of Entries: Refer to Class Descriptions below for limits in each Class.
3. Size Specifications: Refer to Class Descriptions below for specifications in each Class. Maximum length of any entry is 9 feet.
4. Entry Form(s) and Entry Tag(s): Class numbers must appear on entry form. Entry tags must be securely attached to the entry.
5. Acceptable Entries: All Entries must be the work of the exhibitor with nothing ready-built. All hooks must be covered. See the Class Description for more information.
6. NOT ACCEPTABLE: Exhibits either over-sized or of inferior quality will be disqualified. Ready-built entries will not be accepted. See the Class Description for additional limitations.
7. Due to limited space, only entries awarded blue, red, and white ribbons may be displayed.
8. ANY ENTRY NOT CONFORMING TO THE ABOVE RULES OR THE OFFICIAL FAIR RULES WILL BE DISQUALIFIED.
9. This Division will accept only those entries made expressly for the 2018 fair. All decisions of the judges are final. The Youth Fair management has jurisdiction over interpretation of these rules. This Division is not responsible for lost/damaged items.

Class Number, Title and Descriptions:

Class 1901 – Rods: Can be spinning, bait casting, fly casting, trolling.

Class 1902 – Tackle Boxes: Size should not exceed 30" long or 15" high. All work MUST be done by the student. Ready made box or cardboard box will not be accepted.

Class 1903 – Other Accessories: Gaff, live bait box, yo-yo, rod holder, de-hooker, etc. 1 entry per accessory type per student. Cardboard accessories will not be accepted. Limit five (5) entries per student.

Class 1904 – Jigs: Fresh or salt water jigs. Two jigs of either are required to make up 1 entry. One entry per jig type per student.

Class 1905 – Flies: Fresh, salt water, and poppers. Two of a type are required to make up 1 entry. 1 entry per fly type per student.

Class 1906 – Other Artificial Baits: Plugs and spinners. One of either is required for 1 entry. 1 entry per student.

Class 1907 – Fishing Vests or Hats: One of each per entry. Do not use glitter or glitter-glue on vests or hats.

Class 1908 – Knot Boards: Entry size not to exceed 9" x 12" with a minimum of 6 knots. All knots must be correctly and securely tied and labeled. Tie with cord or rope, not yarn. Knot boards must be ready for hanging. Put student name on front. Attach Exhibit Entry/ID tag to back. Indicate unequal sizes of rope with different color rope/yarn.

Class 1909 – Essay: This is to be a serious essay on Fishery Conservation. Required Title: "Why It's Important for Me to Release the Fish I Catch". The student's name should be typed on the line under the Title. The essay is restricted to one typed page with a minimum of 250 words and a maximum of 300 words, not including the title. The essay must be typed on a plain sheet of white typing paper. The number of words in essay must be clearly printed on the back of essay. The entry is to be inserted in a clear sleeve or laminated. Attach the Exhibits Entry/ID to the back of essay. Do not include cover sheet, art work or photographs. Minimum 12 pt. font.

Class 1910 – Fishing Photos: Photos must be of the student and the fish he/she has caught since last fair. Photos must be with a fish, no crustaceans or other sea life accepted. All photos must be in color and either 4" X 6" or 5" X 7". Do not mount or mat photo. Tape entry tag to a 3" X 5" card with the following information; securely tape the 3x5" card to the back of the photo.

- Student name and age.
- Fish name, length, weight (if known), where caught (ocean, canal, lake, etc.), type of water (fresh, salt), and from land or boat.
- Fishing gear used, type of rod (spinning, fly, boat, cane pole, etc.), type of reel if used, and type of bait.
- One entry per exhibitor.

Judging Criteria:

Quality, workmanship, accuracy, detail, finish, design, creativity.

Premiums, Plaques and Trophies:

Walter B. Arnold, Jr. Best in Show Founder's Award (may only be won once) ...	\$100.00
Double Purple.....	Fishing Reel Only
Purple Ribbon.....	10.00 and Rosette
Blue Ribbon	8.00
Red Ribbon	6.00
White Ribbon	4.00
Yellow Ribbon.....	Ribbon Only

Reels for Double Purple Ribbons donated by Fishing Rods, Etc., F&F Bait and Tackle, Reel and Rod Services, The Fishing Game, Daiwa Corporation, Salty Tackle (Nassau, Bahamas).

Special Awards:

To be eligible for special awards, students must enter at least 5 classes in this division.

Fishing Trips:

Each Trip is for the winning student and one adult. TRIPS ARE GIVEN BY THE REWARD FISHING FLEET.

Classes:

In rod building and Fly Tying are given each year on The Youth Fairgrounds. During The Youth Fair, members of this division are at the booth located in Arnold Hall to give you information and to talk to you.

Thank you for your continued support!

The Fly Shop, Fishing Rods, Etc., Reward Fishing Fleet, F&F Bait and Tackle, Reel and Rod Services, The Fishing Game, Daiwa Corporation, Salty Tackle (Nassau, Bahamas)

If there are no entries meeting the quality standards for any special awards, no award will be given.

**Walter B. Arnold, Jr. Best in Show
Founders' Award Hall of Fame:**

2017 • Mandy Hunnewell

2016 • Gabriel Figueroa

2015 • Daniel Figueroa

2014 • Nicole Ballesteros

2013 • Noah Frade

4-H Displays and Activities - Division 42

Superintendents: *Jeremy Smith • Shirley Bender • Kimber Sarver*

Entry Deadline:	January 16, 2018
Check In:	March 1, 2018, 4:00 PM to 8:00 PM in Arnold Hall. March 3, 2018, 10:00 AM to 4:00 PM in Arnold Hall.
Check Out:	April 12, 2018, 4:00 PM to 8:00 PM in Arnold Hall.
Group Entries:	Not Accepted

4-H Day Activities, March 17, 2018:

Those participating in the 4-H Day Activities (talent, food demos, or fashion revue) must be approved by the 4-H office and also be pre-registered with The Youth Fair by January 16, 2018. The entry tag for the 4-H activity must be present at check-in on Saturday, March 17, 2018. To receive approval, the 4-H office requires that the following directions and procedures be followed.

Class 4201 - 4H Exhibits Rules:

1. 4-H Membership Requirement for Entry: Individual entries only; NO GROUP ENTRIES. This Division is open to 4-H members who are currently enrolled in Miami-Dade County 4-H program. Entries should relate specifically to the 4-H program mission and guidelines. The 4-H motto is to make the “Best Better”; therefore, all 4-H fair entries should show quality work and will be accepted at the discretion of the superintendents.
2. Number of Entries and Entry Form Instructions: 4-H Members may submit ONE of each type of exhibit to this Division. Most, although not all, possible exhibits are described in the Divisions in this Rule Book. Craft Division: #54 Flat Paper, #55 Assorted, & #56 3-D are limited to one entry each Division. Ceramic Division: Limit one of each of these types (stained, glazed, molded, free formed). No duplicate items will be accepted. Use the Club Entry Form and indicate club name in the space provided. MOST exhibits made by 4-H members may be entered in this division and those entries must follow the guidelines/rules of the specific fair division (American Heritage & World History, Aviation & Aerospace, Business, Ceramics, Child Development Books & Exhibits, Crafts, etc).
3. Entries based on the following Divisions will NOT be accepted in 4-H and should be entered directly into that Division:
 - Boy Scouts
 - Creative Writing, ESOL Creative Writing, World Language Creative Writing
 - Girl Scouts
 - Photography
4. Size and Mounting Specifications: Refer to Rule 5 below for size/weight limits based on other FAIR Divisions and/or refer to that Divisions rules. Clubs are encouraged to artistically group items that are similar and display them together. Examples: birds made by individuals in the club could be displayed in a tree together. Also, baby toys could be displayed in a bassinet together.
5. Entry Tag(s), Label(s), and Check-In Procedures: If you are submitting 10

or more exhibits on Thursday, please be at the check in table no later than 5:00 PM. If you are submitting 10 or more exhibits on Saturday, please be at the check-in table no later than 1:00 PM. Entry tags must be securely attached to the entry before check-in. If the entry tagged exhibit has several components (Background of ½ science board limited to 24" x 24", construction or model, written explanation, etc.), each component must be labeled with the name & age of the 4-H member and title/name of the exhibit. If the Fashion Review entry has more than one garment, each must be labeled. Accessories must also be labeled.

6. Acceptable Entries: All entries should be clean, neat and dry. Exhibits must be constructed of durable safe materials. Cloverbuds only (ages 5-7): Kits for crafts or woodworking will be accepted as entries.
7. Small exhibits such as hair accessories, refrigerator magnets, place settings, or holiday ornaments must come in sets of 3 (in any combination) and each exhibit be secured to their entry tags.
 - Dioramas, sculptures, replicas and other such 3 dimensional exhibits may be no more than 24" x 24" x 24" (length, width and height) or weigh over 10 pounds, unless approved by the 4-H office.
 - Artwork should be a minimum size of 8" x 10" and mounted to measure no more than 18" x 24". Color pages are not accepted.
 - Ceramics should be engraved with the date and initials before firing or drying.
 - Cooking (Baked goods only): Check-in Saturday, March 3, 2018 between 10:00 AM - 1:00 PM only.
 - a. Individual entries only; NO GROUP ENTRIES.
 - b. Entries are limited to two separate items from the following list: one-quarter loaf bread, two cookies, one slice of cake, two muffins, and/or one slice of pie. Variations of same recipe are not acceptable as the second entry).
 - c. Baked items must be sealed in a zip-top bag and include a copy of recipe. You may use toothpicks to keep the bag from touching decorated or iced baked goods.
 - d. Check-in time is the same as the Saturday check-in for other exhibits. Due to a short shelf life, baked goods will not be displayed.
 - Crafts 2-D made from paper must be framed/mounted. Follow the rules for 2-D Paper Crafts Division 54
 - Cultural exhibits display of other countries could include: maps, flags, food pyramid, housing, crafts and dolls in native costumes.
 - Decorated wearable: All embellishments must be secure and durable. Items must look new and be free of stains, holes, etc.
 - Educational Learning: Examples: board game with pieces (including description of how to play and the rules); nutritional puppet show including dialogue.
 - Entrepreneurship: 1 entry per 4-H member - Create a product or service which is original in idea, name, design, marketing plan & development. The entry must include: product/service name; the

actual product (if possible), display board, portfolio, and business plan. The business plan should include: explanation of what you plan to sell, features of product/service, how it was made, who will use it, how much it will cost to make or provide the service, selling price, marketing ideas or advertising slogan.

- Flower arrangements: 4-H members may enter one of the following: floral arrangement, wreath, nosegay, or corsage. On 3"x 5" description card tell what it means to you, who will use it or where it will be displayed in your home, must use artificial flowers.
 - Home Decoration/Interior Design: Items larger than 24"x 24" must have special approval from the 4-H Supervisor.
 - Mobiles of artistic quality (3-D with moving parts), ready to hang.
 - Renew, Reuse, and Recycle: Items made from recycled materials must include description or purpose card explaining what the item is, materials were used, how it was made, & who will use it.
 - Sewing exhibits: Limit of five articles of different types: dress, pants, shirt, shorts, apron, pillow, etc. One outfit may be modeled in the Fashion Revue show; commentary to be read during the show must be provided at check in.
 - Stationary Design must be submitted in a box or portfolio. Computer generated designs must include 5 each of writing paper with matching envelopes and 5 note cards with matching envelopes. Hand made designs must include 2 each of writing paper with matching envelopes and 2 note cards with matching envelopes.
8. NOT ACCEPTABLE: Duplicate exhibits from other divisions will not be accepted. Food, food projects, live plants or animals, soft clay, loose sand or other materials that run or spill will not be accepted. No wet paint or glue allowed at check-in. No single poster or tri-fold is allowed as the total display. Color book and coloring pages will not be accepted.
 9. Due to limited space, only blue, red, and white ribbon entries may be displayed.
 10. Any exceptions to the above rules must be cleared with the Superintendents prior to check-in-date.
 11. ANY ENTRY NOT CONFORMING TO THE ABOVE RULES OR THE OFFICIAL FAIR RULES WILL BE DISQUALIFIED at check-in.
 12. This Division will accept only those entries made expressly for the 2018 fair. All decisions of the judges are final. The Youth Fair management has jurisdiction over interpretation of these rules. This Division is not responsible for lost/damaged items.
 13. Original essays, stories or poems describing the 4-H spirit must be between one and two pages, mounted, neat, and ready to be displayed. Attach tag on the back.
 14. Healthy Eating guidelines:
 - Sealed in a zip-top bag and include a copy of recipe and explain why it is healthy.
 - Recipe may include main dish, appetizer, vegetable, or baked good.
 - Adhere to food safety guidelines found on the county 4-H website or call the 4-H office for more information.

- Judges may request that the participant taste their food entry.
- Limit of 2 items

Class 4202 Rules – Nutrition/Health Related Illustrated Talks and Food Demonstrations:

1. Participant must submit their name, age and description of their nutrition/health related presentation to the 4-H office and The Youth Fair by January 16, 2018 for pre-approval. Presentations will be held on March 17, beginning at 1:00 PM in the Arnold Hall Kitchen.
2. Each presentation should be not less than three minutes or more than seven minutes.
3. Illustrated nutrition/health related talks should be interactive with visuals and a poster that should be readable to the audience.
4. Food demonstrations: Time does not allow for the actual cooking; come prepared with pre-cooked items to show. The recipe and the nutritional value of ingredients must be on a poster or printed for distribution to the judges and audience. Bring all utensils, supplies, and electrical appliances. Bring disposable plates for tasting.

Class 4203 Rules - Talent Show/Star Search:

1. Participant must submit their name, age and types of talent acts to the 4-H office and The Youth Fair by January 16, 2018, for pre-approval. Talent acts may be presented by an individual or by groups limited to ten participants. No adults permitted.
2. The performing act may be Instrumental, Vocal, Dance, Dramatic, or Novelty (e.g., Skits, Songs, Pantomimes, Puppetry, Stunts, etc.) or a combination of the performance disciplines.
3. Each act should last three to a maximum of five minutes.
4. On 4-H Activity Day, the individual/group must reconfirm their previous Entry registration. At 2:15 PM, report to the Talent Registration table with your Performance Entry Tag.
5. Props and instruments will not be provided.
6. A tape/CD player will be provided. Have your tapes and CDs clearly labeled with individual/group name.
7. Judges will judge on enthusiasm, expression, overall presentation, non-verbal gestures, creativity, appearance, stage presence, and quality.

Class 4204 Rules – Fashion Revue:

In order to enter the 4-H Fashion Revue, the participants must submit a clothing project study form and the application form which is available through the 4-H office.

The Fashion Review is not a competition but individuals will be judged while modeling their outfit and awarded a fair premium. Judging is based on the skills displayed by the 4-H'er in choosing, making and modeling the garment(s) also complementing the outfit by choosing the most becoming accessories. Please remember you are showcasing 4-H on stage.

Participants may model in either the “Fashion Construction” category in which they sewed the garment or in the “Ready-made Fashion” garment and wearable-art-outfit category which includes a minimum of 2 items (e.g. t-shirt/shirt and skirt, or shirt and accessories like hat, shoes or tote bag).

1. Fashion Construction participants must submit the clothing project study form, application to 4-H, and garment(s) sewn by the participant in the 4-H Class 4201.
2. “Ready-made Fashion” participants must submit the clothing project study form, application to the 4-H, and ready-made coordinated garment(s) plus accessories to 4-H Class 4201.
3. For wearable art: must enter all items into the 4-H Class 4201.
4. Participants must submit their name, age, and outfit to be modeled to the 4-H office and pre-register with The Youth Fair by January 16, 2018.
5. Must submit the written, complete commentary (to be read during fashion revue) at 4-H Exhibits booth on check-in days. Thursday, March 1, 2018 no later than 7:30 PM or Saturday, March 3, 2018, no later than 3:30 PM. If written commentary is not provided at this time, nothing will be read during the show.)

Class Number and Title:

- Class 4201 - Exhibits
- Class 4202 – Nutrition/Health Illustrated Talks and Food Demonstrations
- Class 4203 - Talent Show/Star Search
- Class 4204 - Fashion Revue

Premiums, Plaques and Trophies:

Purple Ribbon.....	\$10.00 and Rosette
Blue Ribbon	8.00
Red Ribbon	6.00
White Ribbon	4.00
Yellow Ribbon.....	Ribbon Only

DON'T MISS OUT ON THE 4-H FUN!

4-H involves young people everywhere in big cities and little towns, in the country and in the suburbs. 4-H members belong to one of the largest organizations in the world. 4-H club work is centered around the school, the community, the home and the family. Call the Miami-Dade County 4-H Extension Office at 305-759-4050 or <http://miami-dade.ifas.ufl.edu> to find out more about 4-H in Miami-Dade County.

If there are no entries meeting the quality standards for any special awards, no award will be given.

Girl Scouts - Division 53

Superintendents: Nydia Gonzalez • Shanea Reed

Assistant Superintendents: Eva Prada • Sharon Krutulis • Barbara Wach • Gerard Wach • Patricia Cruz

Student Assistants: Priscilla Gonzalez • Abigail Gonzalez • Sydney Sever • Isabella Cruz

Entry Deadline:	January 16, 2018
Check In:	March 1, 2018, 4:00 PM to 8:00 PM in Arnold Hall. March 3, 2018, 10:00 AM to 4:00 PM in Arnold Hall.
Check Out:	April 12, 2018, 4:00 PM to 8:00 PM in Arnold Hall.
Group Entries:	Accepted
Award Ceremony	March 31, 2018 at 12:30 PM in Arnold Hall.

Theme:

G.I.R.L. (Go- Getter, Innovator, Risk-taker, Leader) Impacting our World!

6 Project Limit:

To allow for the appropriate time to plan, design and create an original entry, no more than six projects per girl may be submitted. (Each entry must have its own individual entry number.)

Rules:

1. Age Limits and Girl Scout Membership Requirement for Entry: All girls entering a project at The Youth Fair must be between the ages 5 and 18 years old and must be a registered member of Girl Scouts. Girl Scouts can enter any project as it relates to her Girl Scout Journeys and/or Skill-building and legacy badges; including specific projects (i.e. Girls' Fast Track Races cars, productions, writing, ceramics, pioneering (if space allows), collages (coding, video games, etc.) recycle projects (up-cycle, artwork, etc.), nature art, code art, and any project(s) created at GS council events.
2. No more than six entries may be entered for each Girl Scout. Use the Club Entry Form and indicate the troop number in the space provided. All projects entered **must be of high exhibit quality** and show planning, time and effort. **Projects should reflect the age level of the Girl Scout and will be judged by age level.** If entering a Group Project, submit the name of each scout in the group on the Club Entry Form and indicate the Troop number in the space provided.
3. Size and Mounting Specifications: Project size should not exceed 24" x 24" x 24". **Any project larger than the above specifications and/or that requires extra time/space, must be approved by Superintendent Nydia Gonzalez at 305-303-4217 prior to registration deadline. Leave a message and your call will be returned.** Exhibits designed to be hung **MUST** have **proper hardware securely attached and BE READY FOR HANGING and must be easily manageable.** This includes hangers for t-shirt projects. **We encourage girls to be creative, Innovator, and Risk-takers with all projects. Depending on the number of large project entries, your project(s) may or may not be displayed. If the project is unable to be displayed, the girl/troop must create a collage for display and judging of project. Pictures must include the creation process and completed project, girls MUST be included**

in the creative process. A description of the project must also be included. Large displays, once approved, must be set up a week prior to check in. Time arrangements need to be made. **NO DUPLICATE ENTRY TAGS.**

4. Each project must have its own entry tag number which must be securely attached to the project. It is your responsibility to ensure NO Duplication of ID number. Do not detach claim ticket. **Leader's name and phone number, along with troop number must be placed on the back of each tag.** This is for easy contact if an award is achieved. Group entries must also show age level of each girl and each girl should also have an entry tag (No Duplication of ID number). ALL projects MUST be pre-registered. NO project registered on Check-in day will be accepted.
5. Acceptable Entries: All entries must be made by the individual Girl Scout and reflect any project or Girl Scout event within the current Girl Scout year.
 - **Girl Scout Projects:** Girl Scouts can enter any project as it relates to her Girl Scout Journeys, Skill-building and legacy badges; including specific projects (i.e. Pinewood Derby cars, productions, writing, ceramics, pioneering (if space allow), collages (coding, video games, etc.) recycle project (up-cycle, artwork, etc.), nature art, code art, and any project(s) created at GS council events.
 - **Photo Displays:** Girls are encouraged to submit photos of any scouting activity. ONLY 3 – 5 photos per activity. Photos will be judged on Girl Scouts content, and should clearly show the activity in which the girl participated. THE GIRL MUST BE PRESENT IN THE PHOTOS TO SHOW SHE WAS AT THE ACTIVITY. Photos can be 4" x 6", 5" x 7", or 8" x 10" in size. They should be mounted properly with a title of the event and description of the activity on the display. Photo displays larger than specified guidelines can be on foam/project board with approval of the superintendent, prior to entry.
 - **Cookie Box Project:** What can you do with a Girl Scout cookie box? Girls are encouraged to show their creativity in what they can make using a Girl Scout Cookie box. Girls may use individual cookie boxes or the cardboard cookie cases. Any large project(s) must have prior approval from the superintendent.
 - **Culinary creations:** Food Art, Garden Grown Creation, Baked Goods, GS cookie creations: Check-in Saturday, between 10:00 AM – 4:00 PM only. Individual entry ONLY . NO Group Entry. All entries must include the recipe AND a photo of the item being entered. This is what will be displayed with the entry tag and ribbon award.
 - **Food Art:** Presentation should include a 9"X11" disposable plate or tray covered in plastic wrap.
 - **Garden Grown Food Creations:** Should include picture collage of garden and food should be made using the items grown in the garden.
 - **Baked Goods:** Entries must include the recipe and a photo of the item being entered. This is what will be displayed with the entry tag and ribbon award.
 - **Girl Scout Cookies Creation:** Girl Scout cookies MUST be an ingredient in the entry. The recipe and photo may be mounted on the empty cookie box for display purposes.

Culinary Creations cannot be displayed and will be discarded after judging. Culinary Creations will be judged on uniformity, taste, creativity, uniqueness and degree of difficulty for the age of the girl. Presentation of all Culinary Creations should include a disposable plate or tray covered in plastic wrap. Individual items such as bars, cookies, candies, muffins, etc. should be in a display of six. Cake, pie, bread, etc. should be the whole item.

6. NOT ACCEPTABLE: Any living item including plants, seeds, or animals (May be able to enter in other divisions, please see Fair Handbook). No soft clay, un-baked clay, sand or other materials that will run or spill, and no glitter. No wet paint or glue at time of check-in. No glass in any project may be used. No tie-dye t-shirts. Large projects must have prior approval from the Superintendent. All items of the project must be securely attached at time of check-in. Loose pieces and items falling off are subject to disqualification. No individual printed picture(s) – photos must be in a collage. Please do not enter School project(s). NO project(s) registered on check-in day will be accepted – all projects must be pre-registered.
7. Due to limited space, entries awarded blue and red will be displayed first. White and Yellow ribbon exhibits will be displayed if space permits.
8. ANY ENTRY NOT CONFORMING TO THE ABOVE RULES OR THE OFFICIAL FAIR RULES WILL BE DISQUALIFIED.
9. This Division will accept only those items made expressly for this fair year.
10. All decisions of the judges are final. The Youth Fair management has jurisdiction over interpretation of these rules. This Division is not responsible for lost/damaged items. To claim your exhibit and premiums at check-out, you must have your claim ticket and Troop number. All exhibits not picked up at checkout will be disposed of and cash awards and ribbons forfeited.

Class Number and Title:

Class 5301 - Individual Entry - Daisy

Class 5302 - Individual Entry - Brownie

Class 5303 - Individual Entry - Junior

Class 5304 - Individual Entry - Cadette

Class 5305 - Individual Entry - Senior

Class 5306 - Individual Entry - Ambassador

Class 5307 - Girl Scout Daisy Group Entry

Class 5308 - Girl Scout Brownie Group Entry

Class 5309 - Girl Scout Junior Group Entry

Class 5310 - Girl Scout Senior/Ambassador Group Entry

Class 5311 - Girl Scout Multi Level Group Entry

Judging Criteria:

Project's age appropriateness for the grade of the girl scout; project's meaning and relationship to one of the Four Journey Series and/or Girl Scout Badges; amount of thought, research, planning and execution required; quality of workmanship for the age level of the girl; effective use of materials; overall design and total presentation.

Premiums, Plaques and Trophies:

Most Outstanding Individual Award	\$50.00 and Trophy
Judge's Choice Award	25.00 and Trophy
Superintendent's Award for Daisy	Trophy
Superintendent's Award for Brownie	Trophy
Superintendent's Award for Junior.....	Trophy
Superintendent's Award for Cadette.....	Trophy
Superintendent's Award for Senior	Trophy
Superintendent's Award for Ambassador Troop	Trophy
Superintendent's Award Culinary Creation.....	25.00 and Trophy
Superintendent's Award for Group Entry.....	Trophy
Superintendent's Award for Multi-Level Group.....	Trophy
Purple Ribbon.....	\$10.00 and Rosette
Blue Ribbon	8.00
Red Ribbon	6.00
White Ribbon	4.00
Yellow Ribbon.....	Ribbon Only

If there are no entries meeting the quality standards for special awards, no award will be given.

To become a registered Girl Scout, please visit www.girlscoutsfl.org

Graphic Arts - Division 24

Superintendents: Robert Hemp • Claire Warren • Jean Zaldivar

Assistant Superintendents: Roger Griffin • Alex Perdomo • Vivian Rodriguez • Joann Carrera • Cliff Zalis

Entry Deadline:	January 16, 2018
Check In:	March 1, 2018, 4:00 PM to 8:00 PM in Arnold Hall. March 3, 2018, 10:00 AM to 4:00 PM in Arnold Hall.
Check Out:	April 12, 2018, 4:00 PM to 8:00 PM in Arnold Hall.
Group Entries:	Not Accepted

This division was developed for students enrolled in Technology Education classes in the middle and senior high school level. Although open to all students, it is advisable that exhibitors check with a Technology Education teacher for further explanation of the criteria or visit <http://teched.dadeschools.net/>. Each class must be identified on the entry form. Special Centers and Opportunity Schools must include this information on form also.

Rules:

1. Grade Levels: 6 – 12, except Class 2410 (Tri-Fold Brochure) Middle School only. All work must be the original work of the individual.
2. Number of Entries: Students are limited to 1 entry per class, but may enter more than 1 class.
3. Size and Mounting Specifications: All work, unless otherwise noted, must be mounted either on BLACK or WHITE poster, tag, illustration, railroad or mat board. Entries cannot be mounted on construction paper, corrugated cardboard or foam board. Mounted entries should have a maximum mounted size of 12" x 18".
4. Entry Tag(s) must be attached in the bottom right margin of the entry's mounting board.
5. Acceptable Entries: Entries should not be hand-drawn. However, hand-drawn illustrations may be used if they are digitally scanned and then reproduced according to the specifications of the class student is entering.
6. NOT ACCEPTABLE: No greeking or jabber (nonsense text). Entries with inappropriate content (images or language) will be disqualified. Entries with misspelled and grammatical errors will not be displayed. No glass may be used in any projects.
7. Due to limited space, only entries awarded blue ribbons may be displayed.
8. A maximum of 50 exhibits per class will be allowed
9. ANY ENTRY NOT CONFORMING TO THE ABOVE RULES OR THE OFFICIAL FAIR RULES WILL BE DISQUALIFIED.
10. This Division will accept only those entries made expressly for the 2018 fair. All decisions of the judges are final. The Youth Fair management has jurisdiction over interpretation of these rules. This Division is not responsible for lost/damaged items.
11. All entries will be judged on the above rules in addition to the specified rules for each class.

Class Number, Title and Descriptions:**Class 2401 - SCREEN PROCESS PRINTING ONE COLOR**

Student will submit a one color screen process print. The print must be no larger than 11" x 17" (max. size of mounting board 12" x 18"). The screen print may be either hand cut or photographic/direct emulsion. Entry may be printed on paper, felt or fabric. The entry will be judged on quality of printing, registration, intricacy of design and mounting.

Class 2402 - SCREEN PROCESS PRINTING MULTI-COLOR

Student will submit a two-color screen process print. The print must be no larger than 11" x 17". Entry may be printed on paper, felt or fabric. The entry will be judged on quality of printing, intricacy of design, color registration and mounting.

Class 2403 -MAGAZINE FRONT AND BACK COVER

2018 THEME – Travel to an American state. Student will create an original magazine cover and full-page advertisement based on the theme. Pick a state and develop a travel magazine. The magazine must include:

- Front cover with state name, an original magazine title, date, volume, issue, price, barcode, and a list of 2-4 articles.
- Back cover must be designed as an original full-page advertisement related to this year's theme.

The front cover and full page ad will be equally judged on content, integration of theme, design, quality of layout, GRAMMAR and SPELLING (no greeking) and mounting.

Class 2404 - DVD COVER DESIGN

2018 THEME – Travel to an American state. Using the theme student will design a DVD front and back cover of a documentary. (with spine also designed and displayed). Design must related to the selected state be presented inside a DVD box. No video games will be accepted.

1. The front cover must include
 - Original documentary title, photo or artwork, slogan/tagline, main actors (if applicable)
 - Original production company title/logo (example: M-DCPS Studios)
2. The spine must have the movie title and production company.
3. The back cover layout must include in the design:
 - A one-paragraph description of the documentary (No greeking. See Rule 5.)
 - Photos or digital images pertaining to the documentary (2-4 images)
 - Cast/crew credits
 - Product price bar code
 - Documentary run time (Example: 118 minutes)

- Documentary rating (G to PG-13 only or NOT RATED.)

Entries will be judged on design, content, integration of theme, quality of mock-up and SPELLING and GRAMMAR on both the front and back covers. Fair registration tags must be taped inside the DVD box.

Class 2405 - LICENSE PLATE (VINYL SIGN MACHINE)

Using vinyl letters and designs cut from vinyl sign machine, student will produce a license plate. The license plate material may be either plastic or aluminum. The entry will be judged on design, intricacy of design, legibility and quality of vinyl application. Apply vinyl to only one side of the license plate, as only one side of the license plate will be judged per entry.

Class 2406 - 3D PACKAGE DESIGN

Students will design a 3-D mock-up of a package. The package must include an original product name, original manufacturer name or logo and picture of the product. The same product name, manufacturer name or logo must be on multiple sides. It must include a bar code on the back or bottom of the package. The back must contain information about the product:

- All sides must be either laser or inkjet-printed or laser or inkjet-printed and adhered to card stock, then formed to a size no larger than 12" x 12" x 12". No part of the package may be hand drawn, though scanned and printed hand drawings will be accepted.
- Large products may be presented scaled to size (ex: bicycle box).
- Product names, logos, companies, designs, etc must be original. Replacing a letter in the name of an existing product, or slightly altering an existing logo of a company or product, does not constitute an original name or logo. (For example: Pepsi Cola)
- The 3-D box will be judged on: design, content, originality, GRAMMAR, SPELLING, and quality of box assembly on all sides.

Class 2407 - 3D PRINTED SHAMPOO BOTTLE DESIGN

Students will design and 3-D print an original prototype of a shampoo bottle. The bottle must have a front label that includes an original product name, original manufacturer name or logo, weight in oz. On the back, it must have a label that includes the bar code, instructions and ingredients.

- The entire bottle must be 3D printed.
- Product names, logos, companies, designs, etc must be original.
- Replacing a letter in the name of an existing product, or slightly altering an existing logo of a company or product, does not constitute an original name or logo. (For example: Pepsi Cola)
- The bottle will be judged on: shape, design, content, originality, GRAMMAR and SPELLING.

Class 2408 - TRI-FOLD BROCHURE (MIDDLE SCHOOL ONLY)

2018 Theme - S.T.E.M.

It takes hundreds of people -- machinists, engineers, scientists and many others -- to get a spacecraft from the planning stages to its destination in outer space. Choose one career path within the Aerospace field and highlight it in a tri-fold brochure. The following link may be helpful: <http://nasajobs.nasa.gov>

The student will design a two-sided tri-fold brochure, pertaining to the theme. The student will research a “theme” career and create a trifold brochure with the following: job title and description, salary range, employment outlook, educational requirements, etc. The brochure must have 3-5 images relating to the career and the theme.

Class 2409 - PHOTO RESTORATION

A damaged photograph will be scanned using a flatbed scanner (minimum 300 dpi resolution.) Using photo editing software (example: Adobe PhotoShop) the scanned photo will be repaired and enlarged/reduced to an 8” x 10” size (either portrait or landscape.) Restored photographs may be colorized, but it is not required. Both the original scanned image and the enlarged/reduced restored image must be included on the entry and mounted on one board no larger than 12" X 18". The entry will be judged on quality of the scan, cropping, color correction, use of image editing tools, and presentation.

- Please DO NOT include the original photograph, only scanned one.
- The original scan does not need to be enlarged/reduced.
- Mount both the original scan and the restored image.
- Photos should not be taken from the internet

Premiums, Plaques and Trophies:

Chuck Earhart Award Best Overall School in Division	Plaque
Best Overall Middle School in Classes 2401-2411	Trophy
Best Overall High School in Classes 2401-2411	Trophy
Purple Ribbon.....	\$10.00 and Rosette
Blue Ribbon	8.00
Red Ribbon	6.00
White Ribbon	4.00
Yellow Ribbon.....	Ribbon Only

If there are no entries meeting the quality standards for special awards, no award will be given.



Horticulture - Division 150

Superintendents: Al Schneider • Mary Schneider

Entry Deadline: January 16, 2018
 Check In: March 13, 2018, 4:00 PM to 8:00 PM at The Garden.
 Check Out: April 16, 2018, 10:00 AM to 6:00 PM at The Garden.

Rules:

1. Plants not properly labeled will not be accepted. Botanical name, or common name and its variety, must appear on exhibit tags.
2. Specimens displayed, must be clean, free of insects and disease, well-groomed with no dead leaves and in containers that are in good condition.
3. Each exhibitor may enter a maximum of 20 plants of which no more than 4 plants of any one variety are allowed.
4. Since entry tags sometimes get wet or torn off, it is suggested that the student's name be securely taped to plant container and written in indelible ink.
5. All entries will be grouped by the student name, according to the entry sheet. Baskets will be hung together by student name.
6. A superintendent must be present to check in all entries.
7. Award winning plants from previous fairs are not eligible to compete again.
8. Decision of the judges will be final.
9. There is no security following the Check Out to protect any exhibit.
10. Plants in classes 152, 153, and 154 grown by any student from an agriculture training program will be a minimum size of 1 gallon pot or 8" hanging basket.
11. Specimens being entered are at the sole risk of the exhibitor.

Class Descriptions:

Class 151 - Edible Plants

Class 152 - Ornamentals

Class 153 - Palms

Class 154 - Hanging Baskets

Premiums:

Blue Ribbon	\$10.00
Red Ribbon	8.00
White Ribbon	6.00
Yellow Ribbon.....	Ribbon

LEGO® Construction Contest - Division 27

Superintendents: Magaly Medina-Perez

Entry Deadline:	January 16, 2018
Check In:	March 1, 2018, 4:00 PM to 8:00 PM in Arnold Hall. March 3, 2018, 10:00 AM to 4:00 PM in Arnold Hall.
Check Out:	April 12, 2018, 4:00 PM to 8:00 PM in Arnold Hall.
Group Entries:	Not Accepted
Award Ceremony	March 31, 2018 at 3:45 PM in Arnold Hall.

Show off your LEGO building skills by entering the LEGO Construction Contest! Use your imagination and create an original LEGO construction creation using your own LEGO bricks and bring the concept of Science, Technology, Engineering, and Mathematics (S.T.E.M.) to life!

Rules:

1. Grade Levels: This division is open to grade levels K-8. Individual entries only; NO GROUP ENTRIES.
2. Number of Entries: Limited to 1 project per student.
3. Size Limitations: LEGO and DUPLO® builds and baseplates must not exceed 15" x 15". Build height must not exceed 20".
4. Entry Tag(s) must be attached securely to the exhibit.
5. Acceptable Entries: Original designs and creations using LEGO or DUPLO blocks. DUPLO may be used by grades K - 2 ONLY. Entry must be ENTIRELY DESIGNED AND CONSTRUCTED by the entrant.
6. NOT ACCEPTABLE: LEGO designed kits, book/magazine designs, designs found online, painted blocks, other materials (paper, glue, boxes, etc.) No Megablocks, Kinex, Tinker Toys or similar will be accepted.
7. If your creation has multiple pieces, they must all be attached to a single LEGO baseplate no larger than 15" X 15".
8. Only entries awarded Blue, Red, and White ribbons may be displayed.
9. ANY ENTRY NOT CONFORMING TO THE ABOVE RULES OR THE OFFICIAL FAIR RULES WILL BE DISQUALIFIED.
10. This Division will accept only those entries made expressly for the 2018 fair.
11. All decisions of the judges are final. The Youth Fair management has jurisdiction over interpretation of these rules. Items entered in the wrong division will not be judged nor shown. This Division is not responsible for lost/damaged items.

Judging Criteria:

Quality of workmanship, attractiveness, neatness, degree of difficulty with the age of the exhibitor, design, construction, originality.

Class Number and Title:


Class 2701 - Grades K - 5

Class 2702 - Grades 6 - 8

Premiums, Plaques and Trophies:

Purple Ribbon.....	\$10.00 and Rosette
Blue Ribbon	8.00
Red Ribbon	6.00
White Ribbon	4.00
Yellow Ribbon.....	Ribbon Only

If there are no entries meeting the quality standards for special awards, no award will be given.



Model Building - Division 29

Superintendents: Pat Rosiak • Jeff Salt

Assistant Superintendents: David Parker, Jr. • David Parker, Sr. • Jonathan Parker • Joseph Parker • Robin Parker • Maria Wichmann

Student Assistants: Jared Parker • Stephanie Parker

Entry Deadline:	January 16, 2018
Check In:	March 1, 2018, 4:00 PM to 8:00 PM in Arnold Hall. March 3, 2018, 10:00 AM to 4:00 PM in Arnold Hall.
Check Out:	April 12, 2018, 4:00 PM to 8:00 PM in Arnold Hall.
Group Entries:	Not Accepted

Rules:

- Grade Levels: K – 12 Individual entries only; NO GROUP ENTRIES. Youth of all ages are invited to enter models. Quality of workmanship and level of difficulty of the model is expected to increase as age increases. Models must be the work of only the exhibitor.
- Number of Entries: Exhibitors are limited to a maximum of seven model entries in this division. A diorama that includes four individual models will be considered and judged as one model. When re-registering if you are uncertain of the “Class” for a model, please enter it in the “Miscellaneous Class”, not in every class.
- Size and Weight Specifications: Maximum Size: Maximum Rocket Length = 50”, Height = 30”, Width = 12”, Weight = 10 pounds. Maximum size for Ships: Length = 40”, Height = 30”, Width = 12”, Weight = 10 pounds. The maximum size of ANY other display or single model is: Base = 24” x 36”, Height = 30”, Weight = 10 pounds
- Entry Tag(s) must be securely attached.
- Acceptable Entries: Exhibitors are encouraged to begin a model entry from a commercially produced plastic model kit. Models are acceptable if made from plastic kits, resin kits, card stock (thick paper), wood or vacuform plastic. First grade and grades below only: Snap-together kits will be accepted as entries. Metal-bodied models will be judged based on exhibitor’s age and the estimated amount of work invested in the overall model. Exhibits in the ‘Diorama Class’ MUST contain at least one (1) model from any of the other classes.
 - Card Models: – (made from thick card stock paper) will be acceptable models to be entered in this department. The card stock model template must be printed on a minimum of 67 pound card stock paper. The remaining rules, model classes and size limitations will apply to card models as well. Many free card model templates can be found in the internet by searching card model free download. Card model resources are provided at the end of this section.
- NOT ACCEPTABLE: READY-BUILT MODELS WILL NOT BE ACCEPTED. The use of toys as a basis for model building is discouraged. TOYS WILL NOT BE ACCEPTED. Unacceptable toys include, but are not limited to,

LEGO®, Construx, Erector, Steel Tec, K'nex, Mek-Struct, Lincoln Logs and Tinkertoys. Models CANNOT be made from cardboard rolls, clay or Styrofoam. Exhibits that WILL NOT BE ACCEPTED: Exhibits containing living plants, animals, insects, money, reptiles, fish, model subjects of nature scenes, volcanoes, solar systems and wood bridges. Models will be disqualified if:

- They are oversized or overweight.
 - Are of inferior quality.
 - They have models that are made from unacceptable materials.
 - The models have been entered in previous years or a repeat of a previous entry..
 - The exhibit cannot be handled without breakage or losing pieces.
7. Due to limited space, only entries awarded blue and red ribbons may be on display.
 8. ANY ENTRY NOT CONFORMING TO THE ABOVE RULES OR THE OFFICIAL FAIR RULES WILL BE DISQUALIFIED.
 9. If an entry qualifies for another division within The Youth Fair, it will not be accepted in the Model Building Division. This Division will accept only those entries made expressly for the 2018 fair. All decisions of the judges are final. The Youth Fair management has jurisdiction over interpretation of these rules. Items entered in the wrong division will not be judged or shown. This Division is not responsible for lost/damaged items.

Class Number, Title and Descriptions:

Class 2901 - Rockets (flight ready rockets shall not include engines)

Class 2902 - Automobiles (cars, trucks, motorcycles, etc.)

Class 2903 - Air crafts (planes, helicopters, balloons, etc)

Class 2904 - Ships (boat, tanker, cruise liner, submarine, hovercraft)

Class 2905 - Military (tank, armor, artillery, etc.)

Class 2906 - Dioramas (realistic setting that includes at least one model kit)

Class 2907 - Science Fiction (fantasy, fictional space ships, etc.)

Class 2908 - Miscellaneous (figurines, dinosaurs, engines, anatomical models)

Class 2909 - Card Models

Other Available Modeling Resources:

There are many resources available to anyone seeking more information, hints and techniques, products, kits or sources of ideas. Visit your local hobby shop to see what is available from the model building industry. Magazines can be purchased at hobby shops or at any book store. The internet has many sites dedicated to this hobby and reference resources, including:

Scale Auto Enthusiast Magazine - www.scaleautomag.com

Fine Scale Modeler Magazine - www.finescale.com

Testors Corporation - www.testors.com

Revell Monogram Co. - www.revell.com

Tamiya America, Inc. - www.tamiyausa.com
 Kalmbach Publishers - www.kalmbach.com
 Model Car Garage - www.modelcargarage.com
 Squadron Hobby Shop - www.squadron.com
 Model Expo, Inc. - www.modelexpoinc.com
 Detail Master – www.detailmaster.com
 Warrick Hobby Superstore - www.warrickcustomhobbies.com

Available Card Model Resources:

This is a list of a few websites that offer free downloadable card model templates:

Cardmodeling FAQ - www.cardfaq.org/faq
 Card Modelers Org. - <http://www.cardmodelers.org>
 Canon Creative Park - <http://cp.c-ij.com/en/contents/1006>
 Currell Graphics - http://www.currell.net/models/mod_free.htm
 Digital Navy - <http://www.digitalnavy.com>
 Hubble Telescope - http://hubblesite.org/the_telescope/hand-held_hubble
 Paper Starships - <http://paperstarships.tengun.net>
 Paper Inside – www.paperinside.com
 New York Buildings - www.buildyourownnewyork.com/free.html
 Chicago Buildings - www.buildyourownchicago.com/free.html

Or, just search “card model” or “paper model” on any search engine.

Other Reference Material:

(Available online or at local book stores)
 Scale Auto Enthusiast Magazine
 Fine Scale Modeler Magazine
 Car Modeler Magazine
 Model Railroader Magazine
 “Scale Model Detailing: Projects You Can Do”, Kalbach Publishers
 “How To Build Dioramas”, Kalbach Publishers
 “A Modeler’s Guide To Scale Automotive Finishes”, Kalbach Publishers
 “Famous Spaceships of Fact and Fantasy”, Kalbach Publishers

Premiums, Plaques and Trophies:

Lee Wichman Best in Show Award.....	\$100.00 and Plaque
Best in Class	Trophy
Purple Ribbon.....	\$10.00 and Rosette
Blue Ribbon	8.00
Red Ribbon	6.00
White Ribbon	4.00
Yellow Ribbon.....	Ribbon Only

If there are no entries meeting quality standards in any of the above classes, no award will be given. No exhibitor may receive more than one rosette.

Nature Center - Division 30

Superintendents: Sandy Dayhoff • Jim King • Allyson Gantt

Assistant Superintendents: Karen Solms • Yvette Cano • Sally Timberlake

Entry Deadline:	January 16, 2018
Check In:	March 1, 2018, 4:00 PM to 8:00 PM in Arnold Hall. March 3, 2018, 10:00 AM to 4:00 PM in Arnold Hall.
Check Out:	April 12, 2018, 4:00 PM to 8:00 PM in Arnold Hall.
Group Entries:	Not Accepted

Theme:

Nature Center is designed to give children an appreciation of nature and understanding how they can make a difference in protecting our precious environment through wise conservation practices. Student projects must relate to Florida's native wildlife, plants, and their natural habitats.

Rules:

- Grade Levels: K -12 Individual entries only: NO GROUP ENTRIES. Animals, plants, and habitats of South Florida.
- Number of Entries: Students may submit no more than 1 entry per class.
- Size Limitations: Dioramas, sculptures, replicas, and other such 3-D exhibits may be no larger than 24" X 24" X 24" (length, width and height) or weigh over 10 pounds.
- Entry Tag(s) must be securely attached to the lower, right hand area of the entry.
- Acceptable Entries: Entries must deal with native animals, plants, and natural habitats of Florida. A project may be a model, replica, or papier-mâché sculpture of an animal or plant. The theme for dioramas may be habitats OR individual species or groups of wildlife. All parts of the project must be hand-made, plastic or rubber made animals or figures will not be accepted. Diorama boxes must be decorated attractively including the back and sides of the project. A 5" X 7" index card is to be attached to the front of the project stating the project title answering the following questions: a) Type of Florida native habitat or wildlife species? b) Why did you pick this animal or habitat for your project? c) Why is this habitat or animal threatened/or endangered, and what conservation steps can we take to protect them? The writing should be original and express the exhibitors' knowledge of the topic.
- NOT ACCEPTABLE:
 - Absolutely NO science fair projects are acceptable in this division.
 - The use of live plants, animals, or parts of animals is prohibited.
 - The use of coral and/or seashells is prohibited.
 - NO projects dealing with solar systems, space technology, human anatomy, diseases of the human body, dinosaurs, volcanoes, or other non-Florida geological formations will be accepted.

7. Due to limited space, only entries awarded blue and red, and possibly white ribbons may be displayed.
8. ANY ENTRY NOT CONFORMING TO THE ABOVE RULES OR THE OFFICIAL FAIR RULES WILL BE DISQUALIFIED.
9. This Division will accept only those entries made expressly for the 2018 fair. All decisions of the judges are final. The Youth Fair management has jurisdiction over interpretation of these rules. Items entered in the wrong division will not be judged or shown. This Division is not responsible for lost/damaged items.

Class Number, Title and Descriptions:

Class 3001 - Native Florida Wildlife: Includes mammals, birds, amphibians, reptiles, insects, and aquatic life.

Class 3002 - South Florida Habitats: Includes Everglades, tropical hardwood forests, cypress swamps, natural beaches and bays, mangroves, and freshwater lakes and rivers.

Class 3003 - Conservation of Florida’s natural resources, parks and preserves. Must relate to South Florida.

Judging Criteria:

Quality of workmanship, originality, merit of subject matter, research conducted, effective use of materials, compliance with division rules. Exhibits of inferior quality will not be displayed.

Premiums, Plaques and Trophies:

South Florida Conservation Award..... \$100.00
 Presented to the student which has the best understanding and project that promotes good conservation practices to protect South Florida’s precious environment.

Best Nature Center Exhibit - Individual Rosette
 Best Nature Center School Exhibits Rosette
 Purple Ribbon..... \$10.00 and Rosette
 Blue Ribbon 8.00
 Red Ribbon 6.00
 White Ribbon 4.00
 Yellow Ribbon..... Ribbon Only

Superintendent Awards:

Presented to the Miami-Dade County Public or private school which has the most students awarded blue ribbons for their projects on display in the Nature Center Division.

This award will also be presented to the individual who demonstrates in their exhibit the best overall presentation and research.

If there are no entries meeting the quality standards for any special awards, no award will be given.

Needlecraft - Division 31

Superintendents: Julie Hardy • Debbie Roncallo

Assistant Superintendents: Yessenia Brunelle • Kevin Quinn • Natalie Brunelle

Student Assistants: Brian Brunelle • Zachary Roncallo

Entry Deadline:	January 16, 2018
Check In:	March 1, 2018, 4:00 PM to 8:00 PM in Arnold Hall. March 3, 2018, 10:00 AM to 4:00 PM in Arnold Hall.
Check Out:	April 12, 2018, 4:00 PM to 8:00 PM in Arnold Hall.
Group Entries:	Not Accepted
Award Ceremony:	March 31, 2018 at 3:45 PM in Arnold Hall.

Rules:

1. Grade Levels: PK-12 Grade Levels. Individual entries only; NO GROUP ENTRIES.
2. Number of Entries: Students may submit no more than 1 entry in each class listed below (Exceptions are possible, but MUST be cleared with Superintendent.) No more than 50 renditions of the same exhibit will be accepted per school.
3. Size Limitations: Wall hangings are limited to 3' x 3', anything larger must be approved by the Superintendent.
4. Entry Tag(s) must be securely fastened to the entry.
5. Acceptable Entries: All entries must be stitched by hand. Only completed works will be accepted. Pictures must be framed; pillows stuffed; linen hemmed or fringed; and burlap must be mounted. Hooking must be securely bound on all edges with no canvas showing.
6. NOT ACCEPTABLE: Machine stitched items will be disqualified.
7. Only entries awarded blue, red, and white ribbons will be displayed.
8. ANY ENTRY NOT CONFORMING TO THE ABOVE RULES OR THE OFFICIAL FAIR RULES WILL BE DISQUALIFIED.
9. This Division will accept only those entries made expressly for the 2018 fair. All decisions of the judges are final. The Youth Fair management has jurisdiction over interpretation of these rules. Items entered in the wrong division will not be judged nor shown. This Division is not responsible for lost/damaged items.

Class Number and Title:

- Class 3101 - Appliqué
- Class 3102 - Crochet
- Class 3103 - Hooked
- Class 3104 - Crewel
- Class 3105 - Needlepoint
- Class 3106 - Embroidery
- Class 3107 - Knitting
- Class 3108 - Plastic Canvas
- Class 3109 - Counted Cross Stitch
- Class 3110 - Stitchery on Burlap
- Class 3111 - Handsewn Items

Judging Criteria:

Quality and quantity of the work involved, neatness, and attractiveness.

Premiums, Plaques and Trophies:

Purple Ribbon.....	\$10.00 and Rosette
Blue Ribbon	8.00
Red Ribbon	6.00
White Ribbon	4.00
Yellow Ribbon.....	Ribbon Only

If there are no entries meeting the quality standards for any special awards, no award will be given.



Performing Arts Dance - Division 32

Advisors: Vivian Greer-Digon

Superintendents: Carolina Montenegro • Juan-Carlos Digon • Cristina Orta-Digon • Aileen Abascal

Assistant Superintendents: Katie MacDiarmid • Raul Montenegro • Gina Drakes

Student Assistants: Gedma Estrada • Lynn Gilmore

Entry Deadline: January 16, 2018

Group Entries: Accepted

Rules:

1. Entry Specifications: Only Florida students in grades K-12 may enter (minimum age is 5 years old). Students entering the dance competition must have proof of a minimum 1 year of dance study with a professionally qualified dance teacher.
2. Number of Entries: Student will be allowed to perform only in 1 dance class and compete only for one dance school. This rule will be strictly enforced and will result in an immediate entry disqualification. NO PROFESSIONAL DANCERS. Dance teachers or assistants are not allowed to compete in any dance class.
3. Entry Form Instructions: Due to a limited number of scheduling hours, all entries will be on a first come first served basis. An entry form must be submitted for each entry. This form can be found on our website www.thefairexhibits.com If this is a group entry, list each participant on the entry form. Entry forms must be signed by the performer's dance teacher. Entry forms submitted by parents will not be accepted. ONLY dance teachers can register their students.
4. NO CHANGES OR SUBSTITUTIONS OR NEW PERFORMERS CAN BE ADDED AFTER JANUARY 30, 2018.
5. Entry forms not filled out in entirety will not be accepted.
6. Upon request teachers are required to have proof of age at every competition.
7. Scheduling of Performance: Your performance date and time will be mailed to your school/studio. Written confirmation with entry number will be sent to schools or dance studios with the date and time of performance. No entries will be allowed to perform at competition without written confirmation from The Youth Fair Dance Division. Teachers must check in with the Superintendent within 30 minutes before the start of the dance competition, with their CD ready. (See CD instructions in Rule 9.) Placement numbers will be posted on the performance date, check for them and be ready to perform when called.
8. Time Limitations: Solo, duet, or group dance presentations are limited to 2-1/2 minutes per performance. Productions are limited to 3-1/2 minutes per performance. Please Note: This will be strictly enforced and music will be terminated at the end of the time period. Overtime will result in an automatic point deduction of 1 point from the final score.

9. Performance Instructions: All routines must be appropriate for FAMILY viewing. Inappropriate routines will be stopped and/or disqualified. No profanity or costumes with inappropriate messages are permitted. We will accept compact discs for each entry. Only one musical selection per CD. All music for the competition must be recorded on a good quality CD with the title clearly labeled with the entry number on the label. No special requests will be granted. Teachers should bring a second backup CD in the event of a problem CD. CD player, sound system, and lighting will be provided by The Youth Fair. Costumes are acceptable, but are not included in the judging criteria. Proper dance attire deemed acceptable by the Superintendent is required, if costumes are not used. All performers must remain in designated performing area until the judging in their class is completed and award presentations are made.
10. There are no dressing rooms inside the theatre or in the rest room area. Arrive ready to perform!
 - No jumping from the stage at any time.
 - No throwing of any props into the audience/spectator seating areas.
 - No lip syncing allowed in the dance competition.
 - No signs in concert hall.
 - Any entry may be disqualified or barred from the competition for lack of cooperation.
11. Scoring Considerations: A one point deduction will be taken from your entry score for misconduct in the waiting areas. A one point deduction will be taken from your entry score for Overtime performance. NO EXCEPTIONS. Performance music found to have explicit lyrics deemed obscene by the Dance Superintendent or The Youth Fair will result in an immediate disqualification. Special awards will be awarded only to those performers who have shown outstanding merit as blue ribbon winners.
12. ANY ENTRY NOT CONFORMING TO THE ABOVE RULES OR THE OFFICIAL FAIR RULES WILL BE DISQUALIFIED.
13. All decisions of the judges are final. The Youth Fair management has jurisdiction over interpretation of these rules.

Class Number and Title:

- Class 3201 - Ballet Solo
- Class 3202 - Ballet Duet
- Class 3203 - Ballet Group (3 – 8 performers)
- Class 3204 - Ballet Production (9 – 15 performers)
- Class 3205 - Jazz Solo
- Class 3206 - Jazz Duet
- Class 3207 - Jazz Group (3 – 8 performers)
- Class 3208 - Jazz Production (9 – 15 performers)
- Class 3209 - Modern/Lyrical Solo
- Class 3210 - Modern/Lyrical Duet
- Class 3211 - Modern/Lyrical Group (3 – 8 performers)
- Class 3212 - Modern/Lyrical Production (9 – 15 performers)
- Class 3213 - Tap Solo
- Class 3214 - Tap Duet
- Class 3215 - Tap Group (3 – 8 performers)
- Class 3216 - Tap Production (9 -15 performers)

ONLY THE DANCE STYLES LISTED ABOVE WILL BE ACCEPTED IN THIS DIVISION.

Judging Criteria:

Dance Technique, Style, Choreography, Poise, Personality.

Premiums, Plaques and Trophies:

Purple Ribbon.....	Rosette
Blue Ribbon	\$10.00
Red Ribbon	8.00
White Ribbon	6.00
Yellow Ribbon.....	Ribbon Only

If there are no entries meeting the quality standards for any special awards, no award will be given.

Performing Arts Drama - Division 33

Superintendents: *Martha Cabrera • Ana Mederos-Blanco • Nicole Quintana*

Entry Form Entry Deadline - January 16, 2018

Group Entries - Accepted

Important:

All schools/studios entering will be limited to 45 MINUTES TOTAL PERFORMANCE TIME. Each entry must observe the time limits. Your performance date and time will be mailed to your school/studio.

Rules:

1. Entry Specifications: Only Florida students in grades K-12 may enter (minimum age is 5 years old).
2. Number of Entries: A student may enter 2 classes for performance; however, students may not enter 2 of the same performance classes.
3. All schools/studios entering will be limited to 45 MINUTES TOTAL PERFORMANCE TIME. Each entry must observe the time limits. A penalty will be set for performances running overtime. No penalty for less time.
4. Entry Form Instructions: Due to a limited number of scheduling hours, all entries will be on a first come first served basis. An entry form must be submitted for each entry. This form can be found on our website www.thefairexhibits.com If this is a group entry, list each participant on the entry form. Entry forms not filled out in entirety will not be accepted. A separate drama entry form must be filled out for GROUP EACH ENTRY. Failure to correctly complete the form will result in form being returned to you and the possibility of elimination from this year's fair.
5. NO CHANGES OR SUBSTITUTIONS OR NEW PERFORMERS CAN BE ADDED AFTER JANUARY 30, 2018.
6. PERFORMANCE INSTRUCTIONS: Rehearsal furniture will be provided for all scenes. There will be lighting available. Small hand props may be used. Costumes and make-up may be worn. There are no dressing rooms inside the theatre or in the rest room area.
7. All taped accompaniment must be cued and labeled.
8. Decisions of the judges will be final.

Please be advised that The Youth Fair audiences are families, many with small children. Select material with this in mind. It is suggested that age appropriate material be used by the performer.

General Information:

1. Sound systems including cassette player, piano, seating, and lighting will be provided by The Youth Fair.
2. Entries in all classes will be limited due to the lack of scheduling time and will be on a first come first served basis.

Performance Classes

Students may enter two classes for performance; however, students may not enter two of the same performance classes.

Recitation Rules:

1. Student will select an excerpt from a published literary work (poem, speech)
2. The introductory statement will consist of the student's name, school, selection title and author.
3. Time allotment will be no more than 2 minutes.
4. The selection must be memorized.
5. The selection must be at least six lines of recitation.

Judging Criteria:

Memorization, delivery, interpretation, stage presence.

Monologue Rules:

1. Student will select an excerpt from a play, dramatic literary work or an anthology of monologues.
2. The introductory statement will consist of the student's name, school, selection title and playwright/author.
3. Time allotment will be no more than 3 minutes.
4. The selection must be memorized. It should be developed as an audition piece and follow acting guidelines.

Judging Criteria:

Character development, delivery, projection of mood, staging.

Storytelling Rules:

1. Student will tell a select short, fairy tale, tall tale, folk tale, children's literature, or narrative prose.
2. Student should know the story well, and concentrate on vocal and physical delivery. Telling a story is much more than just memorization.
3. The introductory statement should include the student's name, school, title of story and author, as well as a brief introduction to set the mood for the story.
4. Time allotment will be five minutes. Use of props or small costume pieces is acceptable.

Performance Class: Mime

A student may enter only 1 of the following Mime classes, plus 1 other performance class, with a maximum of 2.

Mime Solo Rules:

1. The selection may be an original composition. It should be complete and self explanatory.
2. Time allotment will be no more than 5 minutes.
3. The introduction will consist of the student's name, school, and selection title. A very brief explanatory statement may be used to set the stage for the performance.
4. Musical accompaniment may be used if desired. Performers should provide their own tape accompaniment, cued and labeled.

Mime Duet Rules:

1. The selection may be an original composition. It should be complete and self explanatory.
2. Time allotment will be no more than 5 minutes.
3. The introduction will consist of the name of the school, selection title and author. A very brief explanatory statement may be used to set the stage for the performance.
4. Musical accompaniment may be used if desired. Performers should provide their own taped accompaniment, cued and labeled.

Mime Group Rules:

1. The number of students participating in a group must be between 3 and 10.
2. The selection may be an original composition. It should be complete and self explanatory.
3. Time allotment will be no more than 5 minutes.
4. The introduction will consist of the name of the school, selection title and author. A very brief explanatory statement may be used to set the stage for the performance.
5. Musical accompaniment may be used if desired. Performers should provide their own taped accompaniment, cued and labeled.

Judging Criteria:

Precision of movement, staging, continuity, overall effectiveness.

Performance Class: Ensemble Acting

A student may enter only 1 of the following Ensemble Acting classes, plus 1 other performance class, with a maximum of 2.

Ensemble Acting Duet Rules:

1. The selection must be from a scripted, published play.
2. The time allotment for each entry will be 5 minutes for performance and 2 minutes for set-up and strike.
3. The introduction statement will consist of the name of the school, selection title, playwright, act and scene. A very brief explanatory statement may be used to set the stage for the performance.

Ensemble Acting Group Rules:

1. The number of students participating in a group must be between 3 and 10.
2. The selection must be from a scripted, published play.
3. The time allotment for each entry will be 5 minutes for performance and 2 minutes for set-up and strike.
4. The introduction statement will consist of the name of the school, selection title, playwright, act and scene. A very brief explanatory statement may be used to set the stage for the performance.

Judging Criteria:

Characterization and interpretation, staging, ensemble playing, and delivery.

Performance Class: Musical Theatre

A student may enter only 1 of the following Musical Theatre classes, plus 1 other performance class, with a maximum of 2.

Musical Theatre Solo Rules:

1. The selected musical scene must be from a scripted, published musical. NO LIP SYNC. Each performer must sing.
2. The time allotment for each entry will be 5 minutes and 2 minutes for set-up and strike.
3. The introduction will consist of the name of the school, musical title, composer, lyricist, act and scene. A very brief explanatory statement may be used to set the stage for the performers.

Musical Theatre Duet Rules:

1. The selected musical scene must be from a scripted, published musical. NO LIP SYNC. Each performer must sing.
2. The time allotment for each entry will be 5 minutes and 2 minutes for set-up and strike.
3. The introduction will consist of the name of the school, musical title, composer, lyricist, act and scene. A very brief explanatory statement may be used to set the stage for the performers.

Musical Theatre Group Rules:

1. The number of students participating in a group must be between 3 and 16.
2. The selected musical scene must be from a scripted, published musical. NO LIP SYNC. Each performer must sing.
3. The time allotment for each entry will be 5 minutes and 2 minutes for set-up and strike.
4. The introduction will consist of the name of the school, musical title, composer, lyricist, act and scene. A very brief explanatory statement may be used to set the stage for the performers.

Judging Criteria:

Character development, staging, delivery/vocal or dance as applicable, true to character.

Class Descriptions:

- Class 3301 - Recitation - Elementary K-5 only
- Class 3302 - Monologue
- Class 3303 - Storytelling
- Class 3304 - Mime Solo
- Class 3305 - Mime Duet
- Class 3306 - Mime Group
- Class 3307 - Ensemble Acting Duet
- Class 3308 - Ensemble Acting Group
- Class 3309 - Musical Theatre Solo
- Class 3310 - Musical Theatre Duet
- Class 3311 - Musical Theatre Group

Premiums, Plaques and Trophies:

Purple Ribbon.....	Rosette
Blue Ribbon	\$10.00
Red Ribbon	8.00
White Ribbon	6.00
Yellow Ribbon.....	Ribbon Only

If there are no entries meeting the quality standards for any special awards, no award will be given.

Performing Arts Instrumental - Division 64

Superintendents: Dr. Arthur J. N. Scavella

Entry Deadline: January 16, 2018

Group Entries: Accepted

Your performance date and time will be mailed to your school/studio by the end of February. All students are expected to dress appropriately for their performance, sneakers, flip flops, and jeans are not accepted.

Rules:

1. Entry Specifications: Student in grades K - 12 may enter an instrumental solo AND/OR a duet, trio, or ensemble. Students must have a minimum of two years of study on their instrument.
2. Number of Entries: Teachers entering students in the solo classes are limited to 7 students.
3. NO CHANGES OR SUBSTITUTIONS OR NEW PERFORMERS CAN BE ADDED AFTER JANUARY 30, 2018.
4. Entry Form Instructions: Due to the limited amount of performance times available each fair, entries in all classes will be limited and therefore accepted for scheduling on a first come first served basis. Applications not completed in their entirety will not be processed. Vocals are only allowed with an ensemble entry.
5. Scheduling of Performance: Written confirmation will be sent as to date and time of performance. By the end of February.
6. Time Limitations: Presentations in all classes will be limited to 1 presentation of no more than 5 minutes. Exceeding the 5 minute time frame will result in the lowering of the overall score.
7. Performance Instructions: CDs or other recordings may be used as an instrumental accompaniment only. A pianist may also be used as an accompanist for an instrumental solo entry.
8. Scoring Considerations: The overall score will be lowered if sheet music is used in solo classes.
9. ANY ENTRY NOT CONFORMING TO THE ABOVE RULES OR THE OFFICIAL FAIR RULES WILL BE DISQUALIFIED.
10. All decisions of the judges are final. The Youth Fair management has jurisdiction over interpretation of these rules.

Class Number and Title:

Class 6401 - Instrumental Solo

Class 6402 - Instrumental Duet (Piano Duets NOT accepted.)

Class 6403 - Instrumental Trio (Piano Trios NOT accepted.)

Class 6404 - Instrumental Small Ensemble (4 - 10 Participants)

Class 6405 - Instrumental Large Ensemble (11 - 16 Participants)

Judging Criteria:

General music ability, preparation, interpretation, stage presence

Premiums, Plaques and Trophies:

Awarded to each participant

Purple Ribbon.....	Rosette
Blue Ribbon	\$10.00
Red Ribbon	8.00
White Ribbon	6.00
Yellow Ribbon.....	Ribbon Only

If there are no entries meeting the quality standards for any special awards, no award will be given.



Performing Arts Piano - Division 63

Superintendent: Dr. Jay B. Hess

Assistant Superintendent: Feli Ong

Entry Deadline: January 16, 2018

Group Entries: Not Accepted

Your performance date and time will be mailed to your school/studio. As there will be traffic, please arrive 30 minutes prior to your scheduled time. **Note: students are expected to dress appropriately for their performance. (i.e. seekers, flip flops, and blue jeans are not accepted.)**

Rules:

1. Entry Specifications: All students in grades K - 12 entering this class must have proof of a MINIMUM OF 2 years piano study with a professionally qualified piano teacher.
2. Number of Entries: Teachers are limited to entering 10 students. A student may perform only 1 solo. Schools/Studios/Institutions/Conservatories are allowed a maximum of 20 solo entries total.
3. NO CHANGES IN PARTICIPANTS, SCHEDULED DATES, SUBSTITUTIONS OR NEW PERFORMERS CAN BE MODIFIED AFTER JANUARY 30, 2018.
4. Entry Form Instructions: Due to the limited amount of performance times available, entries in all classes will be limited and therefore accepted on a first come first served basis. Applications not completed in their entirety will not be processed. APPLICATIONS WILL NOT BE ACCEPTED AFTER January 16, 2018, THIS WILL BE STRICTLY ENFORCED.
5. Scheduling of Performance: Written confirmation will be sent as to date and time of performance.
6. Time Limitations: Presentations will be limited to 1 performance per student of no more than 4 minutes. This will be strictly enforced overtime will result in an automatic point deduction of 5 points from the final score.
7. Scoring Considerations: 5 Points will be deducted if sheet music is used.
8. ANY ENTRY NOT CONFORMING TO THE ABOVE RULES OR THE OFFICIAL FAIR RULES WILL BE DISQUALIFIED.
9. All decisions of the judges are final. The Youth Fair management has jurisdiction over interpretation of these rules.

Class Number and Title:

Class 6301 - Piano Solo

Judging Criteria:

General music ability, preparation, interpretation, stage presence.

Premiums, Plaques and Trophies:

Purple Ribbon.....	Ribbon
Blue Ribbon	\$10.00
Red Ribbon	8.00
White Ribbon	6.00
Yellow Ribbon.....	Ribbon Only

If there are no entries meeting the quality standards for any special awards, no award will be given.

Performing Arts Vocal - Division 65

Superintendents: *Cassandra Claude*

Entry Deadline: January 16, 2018

Group Entries: Accepted

Your performance date and time will be mailed to your school/studio.

Rules:

1. Entry Specification: Teachers may enter their students in grades K-12 to perform as a vocal soloist, and/or an ensemble, duet or trio performance.
2. Number of Entries: Teachers entering students are limited to 6 individual students in the solo class 6501, and 3 groups or ensembles from any of the following categories, Vocal Duet (Class 6502), Vocal Trio (6503), and or Vocal Ensemble (Class 6504).
3. NO CHANGES OR SUBSTITUTIONS OR NEW PERFORMERS CAN BE ADDED AFTER JANUARY 30, 2018.
4. Entry Form Instructions: Due to the limited amount of performance times available each fair, entries in all classes will be limited and therefore accepted for scheduling on a first come first serve basis. Applications not completed in its entirety will not be processed.
5. Scheduling of Performances: Written confirmation will be sent to the teacher and school regarding the scheduled date and time of performance.
6. Time Limitations: Presentation in all classes will be limited to one performance of no more than 5 minutes.
7. Performance instructions: Teachers must prepare students for their performance and indicate on the entry form, the title of the song, its duration, and if the performer will sing a cap pel la, with an accompanist, or with a backing track. For an accompanist, the name of the accompanist and accompanying instrument must be designated on the entry form. Backing tracks can be submitted in advance electronically as an mp3 file to the superintendent. Backing Tracks can also be presented on a CD, but must be clearly marked and presented no later than 30 minutes prior to the scheduled time of performance
8. This division is limited to performances in English. Performances in other languages should enter World Languages Performing Arts, Division 59 located on page 155.

9. Scoring considerations: This is a Vocal Competition. Vocal selections should be age appropriate and should clearly demonstrate the criteria judges will use for scoring. The scoring criteria are general music ability, preparation, interpretation and stage presence. Costumes and choreography, however crowd pleasing, are not part of the scoring criteria and will not count. Points are deducted if performers use sheet music or printed lyrics.
10. ANY ENTRY NOT CONFORMING TO THE ABOVE RULES OR THE OFFICIAL FAIR RULES WILL BE DISQUALIFIED.
11. All decisions of the judges are final. The Youth Fair management has jurisdiction over interpretation of these rules.

Class Number and Title:

- Class 6501 - Vocal Solo
- Class 6502 - Vocal Duet
- Class 6503 - Vocal Trio
- Class 6504 - Vocal Ensemble (4 - 25 Participants)

This division only accepts entries in English. All other languages should be entered in Division 59, World Languages Performing Arts.

Judging Criteria:

General music ability, preparation, interpretation, stage presence.

Premiums, Plaques and Trophies:

Awarded to each participant

Purple Ribbon.....	Rosette
Blue Ribbon	\$10.00
Red Ribbon	8.00
White Ribbon	6.00
Yellow Ribbon.....	Ribbon Only

If there are no entries meeting the quality standards for any special awards, no award will be given.

Photography - Division 38

Superintendents: *Cecelia Davis • Deborah Gormley • Juan Carlos Boué*

Assistant Superintendents: *Julia Davis*

Entry Deadline:	January 16, 2018
Check In:	March 1, 2018, 4:00 PM to 8:00 PM in Arnold Hall. March 3, 2018, 10:00 AM to 4:00 PM in Arnold Hall.
Check Out:	April 12, 2018, 4:00 PM to 8:00 PM in Arnold Hall.
Group Entries:	Not Accepted

Includes:

Photographs demonstrating both artistic and technical accomplishments in addition to providing visual pleasure. Techniques may include selective focus, developing and printing options, color, tonal balance, light sources, filters, focal length of lenses, continuous tone, orthochromatic tone, hand tinting, solarization, and photograms. Artistic techniques may include formal or informal composition, viewpoint, elements of thirds, perspective, framing, plane separation, and chiaroscuro.

Not Accepted:

Collages, multi-images or non-paper entries will not be accepted.

Rules:

1. Grade Levels: K – 12
2. Number of Entries: Students may enter a total of 2 entries comprised of 1 conventionally developed black & white photograph AND/OR 1 conventionally developed color photograph or 1 digital black & white and 1 color photograph.
3. Size and Mounting Specifications: All photographs shall not be less than 8" X 10", and not more than 11" X 14".
 - All photographs must be dry mounted (no tape, rubber cement or glue) on thin (one-sixteenth, fourteen ply) mount board OR dry mounted or taped inside a combined mount/mat whose thickness does not exceed 1/8 inch. Photo spray adhesive is acceptable.
 - The border of the mount or mat should NOT BE LESS than 1 inch or MORE than 3 inches on all sides.
 - Mounting/matting may be done commercially but must follow the above specifications. No thick (1/4 inch) foam board.
 - Miami-Dade County Public School teachers may purchase inexpensive 14-ply mount board mount/mat combinations through stores and distribution (S & D). Black or white railroad board is an even less expensive alternative.
4. Entry Tag(s) must be securely attached in the lower right front corner of the photograph.
5. Acceptable Entries: All camera operations must be the original work of the students.
 - Students are encouraged to explore the many creative options presented by in-camera and computer programs but emphasis should be placed on focus, exposure, cropping, color correction and

- print resolution over special effects.
 - Students in K through 6th grade, may have the conventional photographic process of developing and printing done commercially.
 - 7th, 8th, and 9th grade students may have conventional color processing done commercially but must do their own conventional black & white developing and printing.
 - 10th graders and above must do their own conventional color and black & white developing and printing.
 - Digital photographs may not be processed commercially by students in any grade. Printing must be done on personal or school computers.
 - Entered prints must be printed on heavyweight gloss or matte white photo print paper.
6. NOT ACCEPTABLE: Digital photographs may not be processed commercially by students in any grade. Copyright or non-copyright images from stock libraries must not be used. Electronically duplicated copier images will not be accepted. No thick (1/4 inch) foam board mounting will be accepted.
 7. Due to space limitations entries awarded Blue and Red ribbons will be displayed.
 8. ANY ENTRY NOT CONFORMING TO THE ABOVE RULES OR THE OFFICIAL FAIR RULES WILL BE DISQUALIFIED.
 9. This Division will accept only those entries made expressly for the 2018 fair.
 10. All decisions of the judges are final. The Youth Fair management has jurisdiction over interpretation of these rules. Items entered in the wrong division will not be judged nor shown. The Miami-Dade County Fair & Exposition® will not be responsible for loss or damage to prints due to improper mounting. This Division is not responsible for lost/damaged items.

Class Number and Title:

- Class 3801 - Conventional Black & White Photograph
- Class 3802 - Conventional Color Photograph
- Class 3803 - Digital Photograph, Black & White and/or Color

Premiums, Plaques and Trophies:

Outstanding Photograph - Elementary School	Trophy
Outstanding Photograph - Middle School	Trophy
Outstanding Photograph - K- 8 School	Trophy
Outstanding Photograph - High School	Trophy

Purple Ribbon.....	\$10.00 and Rosette
Blue Ribbon	8.00
Red Ribbon	6.00
White Ribbon	4.00
Yellow Ribbon.....	Ribbon Only

If there are no entries meeting the quality standards for any special awards, no award will be given.

Pop Pop Popsicles! - Division 17

Superintendents: *Ernie Diaz • Lisa Lashbrook • Bonnie Tucker • Valerie Yaniga*

Assistant Superintendents: *Patricia Segermeister • Kelly Lashbrook • Jillian Martinez*

Student Assistants: *Isabella Mesa • Daniel Mesa • Amanda Diaz*

Entry Deadline:	January 16, 2018
Check In:	March 1, 2018, 4:00 PM to 8:00 PM in Arnold Hall. March 3, 2018, 10:00 AM to 4:00 PM in Arnold Hall.
Check Out:	April 12, 2018, 4:00 PM to 8:00 PM in Arnold Hall.
Group Entries:	Not Accepted

Includes:

Popsicle stick crafts such as bird houses, boxes, holders, photo frames, people, bookmarks, magic wands, mobiles, etc.

Rules:

1. Grade Levels: Grades 2-12. Individual entries only; NO GROUP ENTRIES. Grades PK - 1, Should enter Tiny Tots Craft Corner Division 40 on page 147.
2. Number of Entries: No limits on the number of entries per student or school
3. Size Limitation: Entries from grades 3-5 must be no larger than 12" X 12" X 12". Entries from grades 6-12 must be no larger than 18" X 18" X 18".
4. Entry Tag(s) must be attached securely and must be visible when the entry is on display.
5. Acceptable Entries: Projects MUST be constructed of purchased craft popsicle/tongue depressor sticks. In addition to popsicle sticks, you may use art materials including but not limited to crayons, paint, yarn, twine, markers, etc. All entries must be neat, clean, and dry at the time of check in. Students in grades 3 through 5 must make 3D projects. Exhibits intended for hanging (snowflakes, etc.) MUST have ribbon or a similar hanger securely attached.
6. NOT ACCEPTABLE: Toothpicks, clothespins, food items. Entries that are NOT neat, clean and dry will be disqualified.
7. Generally only entries awarded Blue, Red, and White ribbons will be displayed due to space limitations.
8. ANY ENTRY NOT CONFORMING TO THE ABOVE RULES OR THE OFFICIAL FAIR RULES WILL BE DISQUALIFIED.
9. This Division will accept only those entries made expressly for the 2018 fair. All decisions of the judges are final. The Youth Fair management has jurisdiction over interpretation of these rules. Items entered in the wrong division will not be judged nor shown. This Division is not responsible for lost/damaged items.

Class Number, Title, & Grade Level:

Class 1701 - 2D Craft Grades 2 - 5

Class 1702 - 3D Craft Grades 6 - 12

Judging Criteria:

Originality, effective use of materials, workmanship, presentation, degree of difficulty, neatness.

Premiums, Plaques and Trophies:

Purple Ribbon.....	\$10.00 and Rosette
Blue Ribbon	8.00
Red Ribbon	6.00
White Ribbon	4.00
Yellow Ribbon.....	Ribbon Only

If there are no entries meeting the quality standards for any special awards, no award will be given.



Poster Contest - Division 14

Superintendents: *Ernie Diaz • Lisa Lashbrook • Bonnie Tucker • Valerie Yaniga*

Assistant Superintendents: *Patricia Segermeister • Kelly Lashbrook*

Student Assistants: *Isabella Mesa • Daniel Mesa • Amanda Diaz*

Entry Deadline:	January 16, 2018
Check In:	March 1, 2018, 4:00 PM to 8:00 PM in Arnold Hall. March 3, 2018, 10:00 AM to 4:00 PM in Arnold Hall.
Check Out:	April 12, 2018, 4:00 PM to 8:00 PM in Arnold Hall.
Group Entries:	Not Accepted

Description: Students will create a poster illustrating their understanding of the phrase “My Favorite Fair Food”.

Rules:

1. Grade Levels: 2– 5 only, see classes listed below. Individual entries only; NO GROUP ENTRIES. Grades PK - 1, Should enter Tiny Tots Craft Corner Division 40 on page 147.
2. Number of Entries: One entry per student.
3. Size Limitations: Maximum outside dimension **8.5” X 11”**. The poster must be drawn on or mounted on poster board. Artwork may be smaller than 8.5 x 11” to create a mat effect.
4. Entry Tag(s) must be securely attached to the lower right corner of the entry.
5. Acceptable Entries: Entries must be 2D artwork only. The words “My Favorite Fair Food” must be included somewhere in the artwork.
6. NOT ACCEPTABLE: No photographs or magazine pictures allowed. Tape may not be used to attach the “My Favorite Fair Food” lettering.
7. Generally only entries awarded Blue, Red, and White ribbons will be displayed due to space limitations.
8. ANY ENTRY NOT CONFORMING TO THE ABOVE RULES OR THE OFFICIAL FAIR RULES WILL BE DISQUALIFIED.
9. This Division will accept only those entries made expressly for the 2018 fair. All decisions of the judges are final. The Youth Fair management has jurisdiction over interpretation of these rules. Items entered in the wrong division will not be judged nor shown. This Division is not responsible for lost/damaged items.

Class Number & Grade Level:

- Class 1400 - Grade 2
- Class 1401 – Grade 3
- Class 1402 – Grade 4
- Class 1403 – Grade 5

Judging Criteria:

Posters will be judged on quality of work, neatness, originality, and creative interpretation of the phrase “My Favorite Fair Food.”

Premiums, Plaques and Trophies:

Purple Ribbon.....	\$10.00 and Rosette
Blue Ribbon	8.00
Red Ribbon	6.00
White Ribbon	4.00
Yellow Ribbon.....	Ribbon Only

If there are no entries meeting the quality standards for any special awards, no award will be given.



Renew, Reuse, and Recycle - Division 37

Superintendent: Nancy Gonzalez

Assistant Superintendents: Dora Haibi • Natalie Gonzalez • Dulce Pantaleon • Sandra Hernandez

Student Assistant: Kevin Lopez

Entry Deadline:	January 16, 2018
Check In:	March 1, 2018, 4:00 PM to 8:00 PM in Arnold Hall. March 3, 2018, 10:00 AM to 4:00 PM in Arnold Hall.
Check Out:	April 12, 2018, 4:00 PM to 8:00 PM in Arnold Hall.
Group Entries:	Not Accepted

Description: Students will create a 2D or 3D figure from 100% recyclable materials.

Rules:

1. Grade Levels: 2 - 12 Individual entries. Grades PK - 1, Should enter Tiny Tots Craft Corner Division 40 on page 147.
2. Number of Entries: **Limited to two entries per student.**
3. Size and Weight Specifications: 2D items – limited to 12" long by 12" wide; maximum weight 2 pounds. 3D items - maximum size is 12" long by 12" wide by 24" high; maximum weight is 5 pounds.
4. **Entry Tag(s) must be securely attached to the lower, right hand area of the entry. Also a 4" X 6" index card must be attached to the back or bottom of the entry which lists the materials used and includes a description/purpose of the item. Entries will not be accepted without the above mentioned index card.**
5. Acceptable Entries: 2D or 3D entries must be created using 100% recycled materials. Materials may be plastic, aluminum, rubber, foam, fabric, cork, rope, ribbon, wood, carton, paper, etc. Exceptions to the 100% recycled rule include glue, coloring materials, the entry tag and the 4 x 6" card. 2D and 3D entries must be prepared for immediate installation with appropriate hanging cleats, wires, and/or frames. Entries must be functional or be able accomplish the description/purpose listed on the 4" x 6" index card. Examples include working furnishings (lamps, jewelry boxes, etc.), accessories (bowls, weavings, etc.), wearable art (chains, purses, etc.) and toys, except fantasy based toys (space travel vehicles, robots, rockets, etc.), household inventions, and more.
6. NOT ACCEPTABLE: Live plants or animals. Items made from glass, perishables or materials with sharp edges, or store bought kits will not be accepted.
7. Due to limited space, generally only entries awarded blue and red ribbons may be on display.
8. ANY ENTRY NOT CONFORMING TO THE ABOVE RULES OR THE OFFICIAL FAIR RULES WILL BE DISQUALIFIED.
9. This Division will accept only those entries made expressly for the 2018 fair. All decisions of the judges are final. The Youth Fair management has jurisdiction over interpretation of these rules. Items entered in the wrong division will not be judged nor shown. This Division is not responsible for lost/damaged items.

Class Number, Title, and Grade Level:

Class 3701 – Individual Entry, grades 2 - 5

Class 3702 – Individual Entry, grades 6 - 12

Judging Criteria:

Originality, effective use of materials, workmanship, presentation, total effect.

Premiums, Plaques and Trophies:

Purple Ribbon.....	\$10.00 and Rosette
Blue Ribbon	8.00
Red Ribbon	6.00
White Ribbon	4.00
Yellow Ribbon.....	Ribbon Only

If there are no entries meeting the quality standards for any special awards, no award will be given.



Robotics (VEX) - Division 50

Superintendents: Carmen Garcia • Ivan Rico • Melissa Fernandez

Assistant Superintendents: Ron Torres-Gatherer • Daniel Martinez • Ricardo Delgado • Jeff Natividad
Cristina Delgado-Ruiz

Student Assistant Superintendents: Andy Barcelo

Entry Deadline:	January 16, 2018
Check In:	March 1, 2018, 4:00 PM to 8:00 PM in Arnold Hall.
	March 3, 2018, 10:00 AM to 4:00 PM in Arnold Hall.
Check Out:	April 12, 2018, 4:00 PM to 8:00 PM in Arnold Hall.
Group Entries:	Accepted

Rules:

- Grade Levels: Middle School and High School Individual and Group entries will be accepted.
- Number of Entries: Only one robot may be entered by an individual or team. Each teacher may enter a maximum of three robots from individuals/teams with no more than 5 student members per team.
- Size and Materials Specifications: Robots are to be a maximum of 18" x 18" x 18" or smaller at the start of the game. Refer to the guidelines in the In the Zone Manual, Section 4 The Robot at <https://content.vexrobotics.com/docs/vrc-inthezone/VRC-InTheZone-GameManual-20170817.pdf>
- Entry Tag(s) must be adhered to the lower right corner of the engineering notebook's back cover. A copy of the tag must be securely attached to the robot entry.
- Acceptable Entries: Each entry must consist of two parts.
 - Part One - The VEX competition robot which meets the guidelines set forth in the Vex In the Zone – Game Manual (Inspection Guidelines) document <https://content.vexrobotics.com/docs/vrc-inthezone/VRC-InTheZone-GameManual-20170817.pdf>
 - Part Two - An Engineering Notebook (per robot) with documentation, as set forth in the engineering notebook rubric and guidelines available at <http://curriculum.vexrobotics.com/teacher-materials/assessment-tools/engineering-notebook> and submitted in the form of a bound engineering notebook. The robot and accompanying Engineering Notebook must be submitted to the judging committee on project check-in day for evaluation.
- NOTE: ALL members, coaches, and guests in the pit area must have safety glasses with side shields or safety goggles on at all times. Each team is responsible for bringing their safety equipment. Failure to follow this rule will constitute a safety violation and may result in your team being disqualified.

7. NOT ACCEPTABLE: No team will be allowed to check-in their entry without the accompanying engineering documentation. Teams not passing inspection guidelines at check-in may be allowed to check-in their robot at the judge's discretion but will not be allowed to participate in a qualifying match until robot inspection has been passed.

VEX In the Zone Game Description:

VEX Robotics Competition In the Zone is played on a 12 ft x 12 ft foam-mat, surrounded by a sheetmetal and lexan perimeter. There are eighty Cones that can be Stacked on ten Goals, while some Goals can be Scored into Zones; teams also score points for having different types of Highest Stacks and by Parking at the end of the Match.

Matches are played on a field set up as illustrated in the figures throughout. Two Alliances – one “red” and one “blue” – composed of two Teams each, compete in each Match. The object of the game is to attain a higher score than the opposing Alliance by Stacking Cones on Goals, by Scoring Mobile Goals in Goal Zones, by having the Highest Stacks, and by Parking Robots. A bonus is awarded to the Alliance that has the most Cone and Goal points at the end of the Autonomous Period.

Competition Guidelines and Requirements:

There are eighty (80) Cones that can be Stacked on ten (10) Goals [5 per Alliance] during a Match. Some cones begin in designated locations on the field, while others are available to be entered into the field during the Match.

Each Robot (smaller than 18”x18”x18”) begins a match on one of their Alliance Starting Tiles. Each Alliance has three Zones in which they can place their Goals. Alliances earn points for Stacking Cones on Goals, Scoring Mobile Goals in Goal Zones, having the Highest Stacks, and by Parking Robots. A bonus is awarded to the Alliance that has the most total points at the end of the Autonomous Period.

The Playing Field:

Participants can download specific information and a drawing of this year's competition field in the following document: VEX In the Zone – Appendix A (Field Drawings, Specifications, & BOM) located at <https://www.vexrobotics.com/vexedr/competition/vrc-current-game>.

The Robot:

All robot entries must meet the guidelines set forth in Vex In the Zone – Game Manual, Section 4 located at <https://www.vexrobotics.com/vexedr/competition/vrc-current-game>

Judging and Scoring Criteria:

Engineering Notebook

Engineering notebooks will be scored by a committee based on the rubric and guidelines at <http://curriculum.vexrobotics.com/teacher-materials/assessment-tools/engineering-notebook> . Tie breakers will be decided by the Engineering Notebook Review Committee.

Vex In The Zone Tournament

Ninety (90) Scoring Objects

- Eighty (80) Cones
 - Four (4) Cones, one (1) per Robot, as Preloads
 - Twenty-four (24) Cones, twelve (12) per Alliance, as Match Loads
 - Fifty-two (52) start at designated locations on the field o Eight (8) Mobile Goals, four (4) per Alliance
- Two (2) Stationary Goals, one (1) per Alliance
- Six (6) Goal Zones, three (3) per Alliance, for Scoring Goals
- Four (4) Parking Tiles, two (2) per Alliance, for Parking Robots

All teams must adhere to all VEX Robotics Competition Rules as they are written, and must abide by the stated intent of the rules. There may also be periodic “Team Updates” posted on the VEX In the Zone webpage in the competition section of www.vexrobotics.com and www.roboticseducation.org . These updates are also “official” parts of the VEX In the Zone rules for the purpose of this competition.

Matches will be 2 minutes in duration. Winning alliances for a match will be determined based on total number of points scored. At the end of the Qualifying Round top teams will be named Alliance Captains and will have the opportunity to choose their alliance partners for the Elimination Round. The Elimination Round will consist of a best of 3 single elimination tournament. Details can be found in the In the Zone - Game Manual, Section 3h <https://www.vexrobotics.com/vexedr/competition/vrc-current-game>

Class Number and Title:

Class 5001 – High School and Middle School In The Zone Tournament

Premiums, Plaques and Trophies:

Purple Ribbon.....	\$10.00 and Rosette
Blue Ribbon	8.00
Red Ribbon	6.00
White Ribbon	4.00
Yellow Ribbon.....	Ribbon Only

Vex In The Zone Tournament Trophies:

The Captain of the winning alliance will receive a team trophy identifying them as Team Captains for the Winning Alliance. The remaining two alliance teams from the winning alliance will receive Winning Alliance Team Trophies.

Robotics Engineering Notebook Trophies:

The top 3 scoring high school and middle school teams' notebooks based on the rubric will be awarded first, second and third place team trophies. Tie breakers will be decided by the notebook judging committee.

If there are no entries meeting the quality standards for any special awards, no award will be given.

If you have any questions during the construction of your robot about competition rules please refer to the Vex In The Zone game manual. For any additional questions please email Carmen Garcia at clgarcia@dadeschools.net or Melissa Fernandez at melissafernandez@dadeschools.net.



Robotics BattleBot Challenge - Division 60

Advisors: Tom Cummings

Superintendents: Paul Kynerd • David Kirkpatrick

Assistant Superintendents: Roberto Dubard • Vaden Scott

Student Assistant: Joseph Jones

Entry Deadline:	January 16, 2018
Check In:	March 1, 2018, 4:00 PM to 8:00 PM in Arnold Hall. March 3, 2018, 10:00 AM to 4:00 PM in Arnold Hall.
Check Out:	April 12, 2018, 4:00 PM to 8:00 PM in Arnold Hall.
Group Entries:	Accepted

Competition Date:

April 10, 2018 at 1 p.m. competition begins. Absolutely no participant entry to The Youth Fair before 12 noon- no exceptions!! Weigh in and safety check between 12 noon and 1 p.m. The Youth Fair event supervisors/assistant supervisors have the discretion to stop any match and exclude the said robot when the supervisors/assistant supervisors have made a decision that safety of any degree is in questions to the participant, spectators, cage or any other aspect of the event. Safety glasses must be worn at all times in the pit area or the participants will be required to leave the pit area and not allowed to participate.

Rules:

1. Grade Levels: Middle School and High School. Teams must have submitted Fair registration by the Entry Deadline, or team will be eliminated, no exceptions. (no new entries on the day of contest.)
2. Number of Entries: Each team may enter only one robot. Schools may have
3. more than six teams per school per division. Teams are limited to four student members and one advisor.
4. Weight Specifications: Class 6001 robots must be no more than 3 pounds (Requirement for separate divider/compartments for lithium polymer battery is waived for class 6001) Class 6002 robots must be no more than 15 pounds.
5. Entry Tag(s) must be adhered to the lower right corner of the notebook's back cover. A copy of the tag should accompany and be affixed to the robot entry on the day of competition.
6. Acceptable Entries: Each entry must consist of two parts:
 - Both 3-pound and 15-pound combat robots must be constructed by the rules at the following web address, and the engineering build/documentation notebook should follow the guidelines at http://www.battlebots.com/downloads/rules/BattleBots_Building_Rules_HS.2009.pdf
 - Each engineering notebook must contain a general design essay as well as a separate essay of each team members focus area relative to the design/construction /maintenance and operation of the combat robot.

- The notebook must be submitted and turned over to the judging committee on project check-in day for evaluation. Teams not submitting an engineering/documentation notebook on check-in day will not be allowed to compete with their robot. No exceptions.
7. Additional Instructions: Time limitations, required safety equipment, and other items are listed below. Please review carefully.

Robotics Challenge Procedures:

Teams will be randomly placed into a double elimination bracketed style tournament. Teams will have the task of engineering a robot with the ability to defend and defeat their opponent in a three (3) minute match. The double elimination tournament will allow a minimum of 2 competitions per team. An overall winner will be determined at the end of the tournament. Separate awards (3) will be given to the teams with best documentation of the engineering process in their engineering/ documentation notebook. Judges Awards (1) will also be given in the following categories: best engineered and most creative design. Participants can download the latest version of these rules, and additional information from http://www.battlebots.com/downloads/rules/BattleBots_Tournament_Rules.2009.pdf. If the BOTS IQ rules are updated/modified with regard to safety concerns before the date of this competition, they will be mandated at this Fair competition on April 9, 2018.

Competition Guidelines and Requirements:

Teams are responsible for following appropriate safety procedures at all times as per the rules at http://www.battlebots.com/downloads/rules/BattleBots_Tournament_Rules.2009.pdf. All team members must wear appropriate closed-toe footwear. No bare feet, sandals or open-toed footwear are allowed. Each team is also responsible for providing their own safety glasses at the event. All team members, including coaches, must wear safety glasses while in the pit or on the playing field. Team members not wearing appropriate safety gear will not be allowed in the pits or on the field.

The Playing Field:

The playing field is 8' x 8' in dimension. (http://teched.dadeschools.net/Resources/Robotics_challenge.htm).

The Engineering Notebook:

The engineering notebook must be in compliance with all of the referenced items per the web site at http://www.battlebots.com/downloads/rules/BattleBots_Building_Rules_HS.2009.pdf.

The Robot:

The battling robot must be built within all of the referenced items per the website at http://www.battlebots.com/downloads/rules/BattleBots_Tournament_Rules.2009.pdf.

Class Number and Title:

Class 6001 - Middle and High School Robotic 3-Pound BattleBot Challenge
 Class 6002 - Middle and High School Robotic 15-Pound BattleBot Challenge

Judging and Scoring Criteria:

Tournament Combat – Matches will be 3 minutes in duration. Match winners will be determined as either a tap out, a 10 second non-motion count out or by judge’s decision.

Engineering Notebook Scoring Rubric:

<http://teched.dadeschools.net/Resources/Roboticschallenge.htm>

Premiums, Plaques and Trophies:

First Place 3-pound Robot Challenge.....	Trophy
Second Place 3-pound Robot Challenge.....	Trophy
Third Place 3-pound Robot Challenge.....	Trophy
First Place 15-pound Robot Challenge.....	Trophy
Second Place 15-pound Robot Challenge.....	Trophy
Third Place 15-pound Robot Challenge.....	Trophy
First Place Engineering Documentation Class 6001.....	Trophy
Second Place Engineering Documentation Class 6001.....	Trophy
Third Place Engineering Documentation Class 6001.....	Trophy
First Place Engineering Documentation Class 6002.....	Trophy
Second Place Engineering Documentation Class 6002.....	Trophy
Third Place Engineering Documentation Class 6002.....	Trophy
Most Creative Robot Class 6001	Trophy
Most Creative Robot Class 6002	Trophy
Best Engineered 3-pound Robot	Trophy
Best Engineered 15-pound Robot	Trophy
Purple Ribbon.....	\$10.00 and Rosette
Blue Ribbon	8.00
Red Ribbon	6.00
White Ribbon	4.00
Yellow Ribbon.....	Ribbon Only

If you have any questions prior to registration or the actual event, please email Paul Kynerd at pkynerd@dadeschools.net or David Kirkpatrick at 172734@dadeschools.net.

If there are no entries meeting the quality standards for any special awards, no award will be given.

Scarecrows - Division 5

Superintendents: Sherry Cuevas • Ellen Mitchell

Entry Deadline:	January 16, 2018
Check In:	March 13, 2018, 2:00 PM to 6:00 PM in The Garden.
Check Out:	April 12, 2018, 4:00 PM to 8:00 PM in Arnold Hall.
Group Entries:	Accepted

Themed Scarecrows: Choose a character in a book (fiction or non-fiction) to inspire the design of your scarecrow. The children in the class are encouraged to design an imaginative, creative scarecrow. The scarecrow should be well constructed as if it would be displayed in any farm/agricultural area. Dust and heat will be in abundance in our display area just as in real scarecrow settings.

Rules:

1. Grade Levels: Elementary school classroom Group Entry project only. No individual entries will be accepted. The scarecrow MUST be entered under the teacher's name; the list of participating students on the Entry Form must be in alphabetical order.
2. Number of Entries: 1 Group project per classroom.
3. Size Limitations: Scarecrows must be at least 3 feet tall and can be no higher than 6 feet tall. Scarecrows must be no wider than 4 feet. If using props, make sure to include them when measuring. The scarecrow on its stand must be securely attached to the base of plywood measuring 30" x 30". Stands with other type bases will not be accepted. Your scarecrow must be able to stand on its own.
4. Entry Tag(s) must be securely attached. Also, a 5" x 7" index card stating the teacher's name, the character, the title and author of the book must be attached in a visible area.
5. Acceptable Entries: Please be sure that nothing of any value is used in outfitting your scarecrow. Papier-mâché may be used for the formation of the head and neck. The body and limbs **MUST BE STUFFED**. Hay or straw would be ideal, but the use of newspaper, fiberfill, fabric, or any similar stuffing will be accepted. **ALL** limbs, hats, shoes, gloves, or any props must be **SECURELY** attached to the scarecrow.
6. **NOT ACCEPTABLE:** No papier-mâché may be used for the body and limbs (but may be used head and neck). Scarecrows that cannot stand will be disqualified.
7. Scarecrows will be displayed in the Agricultural area.
8. **ANY ENTRY NOT CONFORMING TO THE ABOVE RULES OR THE OFFICIAL FAIR RULES WILL BE DISQUALIFIED.**
9. This Division will accept only those entries made expressly for the 2018 fair. All decisions of the judges are final. The Youth Fair management has jurisdiction over interpretation of these rules. Items entered in the wrong division will not be judged nor shown. This Division is not responsible for lost/damaged items.

Class Number and Title:

Class 501 - Elementary School Scarecrow

Judging Criteria:

Originality and creativity should be appropriate to the grade level. Solid construction and stability are required.

Premiums, Plaques and Trophies:

Awarded to each participant

Purple Ribbon.....	\$10.00 and Rosette
Blue Ribbon	8.00
Red Ribbon	6.00
White Ribbon	4.00
Yellow Ribbon.....	Ribbon Only

If there are no entries meeting the quality standards for any special awards, no award will be given.



Scrapbooking - Division 1

Superintendents: Elisabeth Jean Quinn • Christie Davis

Assistant Superintendents: Bryan Villeta

Entry Deadline:	January 16, 2018
Check In:	March 1, 2018, 4:00 PM to 8:00 PM in Arnold Hall. March 3, 2018, 10:00 AM to 4:00 PM in Arnold Hall.
Check Out:	April 12, 2018, 4:00 PM to 8:00 PM in Arnold Hall.
Group Entries:	Not Accepted

A scrapbook page includes photos, journaling, and embellishments which commemorates an event, occasion, or person.

Rules:

1. Grade Levels: PK-12 Grade Levels. Individual entries only; NO GROUP ENTRIES.
2. Number of Entries: Students may submit NO more than 1 entry in each class listed below.
3. Size Limitations are listed below in the Class Descriptions. Single page entries ONLY; no books will be accepted.
4. Entry Tag(s) must be securely attached to the page on the lower right hand side on the sleeve.
5. Acceptable Entries: The scrapbook page must be submitted in a page protector/plastic sleeve. All items must be new and clean. Items must be firmly attached. When creating entries for Classes 103 & 104, students may use scraps of pictures to create other pictures/objects (e.g. making a flower using photo scraps where each petal is a scrap of another photo).
6. NOT ACCEPTABLE: This division will not accept any entries that meet the same criteria of another division. Single page entries only; NO books. **NO Glitter of any kind, NO 3D objects.**
7. Generally only entries awarded Blue, Red, and White ribbons will be displayed due to space limitations.
8. ANY ENTRY NOT CONFORMING TO THE ABOVE RULES OR THE OFFICIAL FAIR RULES WILL BE DISQUALIFIED.
9. This Division will accept only those entries made expressly for the 2018 fair. All decisions of the judges are final. The Youth Fair management has jurisdiction over interpretation of these rules. Items entered in the wrong division will not be judged nor shown. This Division is not responsible for lost/damaged items

Judging Criteria:

Quality of workmanship, neatness, originality, tells a story, creative titles, artistic composition - usage of paper and embellishments, creative titles, page layout, combining elements in new and inventive ways.

Class Number and Title:

Class 101 - 12" X 12" Page Entry

Class 102 - 8.5" X 11" Page Entry

Class 103 - 12" X 12" Page Entry - Recycle, Reuse, Renew

Class 104 - 8.5" X 11" Page Entry - Recycle, Reuse, Renew

Premiums, Plaques and Trophies:

Purple Ribbon.....	\$10.00 and Rosette
Blue Ribbon	8.00
Red Ribbon	6.00
White Ribbon	4.00
Yellow Ribbon.....	Ribbon Only

If there are no entries meeting the quality standards for any special awards, no award will be given.



Sewing - Division 13

Superintendents: Sharon Quinn

Assistant Superintendents: Mary-Kate Corbyons • Ana-Del Quinn

Entry Deadline:	January 16, 2018
Check In:	March 1, 2018, 4:00 PM to 8:00 PM in Arnold Hall. March 3, 2018, 10:00 AM to 4:00 PM in Arnold Hall.
Check Out:	April 12, 2018, 4:00 PM to 8:00 PM in Arnold Hall.
Group Entries:	Not Accepted
Award Ceremony	March 31, 2018 at 3:45 PM in Arnold Hall.

Rules:

1. Grade Levels: 4 – 12 Individual entries only; NO GROUP ENTRIES.
2. Number of Entries: Each student may select a maximum of 5 items listed but no more than 1 per class.
3. Each Teacher may bring only their best 50 exhibits.
4. Size Limitation: None
5. Entry Tag(s) should be securely safety pinned to the exhibit.
6. Acceptable Entries: ALL ITEMS MUST BE SEWN ON A SEWING MACHINE. No hangers are needed. Example for Class 1309: Using a pair of pants, cut and re-sew the garment into a skirt or handbag.
7. NOT ACCEPTABLE: Hand sewn items.
8. Due to space limitations only blue and red ribbon entries may be displayed.
9. ANY ENTRY NOT CONFORMING TO THE ABOVE RULES OR THE OFFICIAL FAIR RULES WILL BE DISQUALIFIED.
10. The Division will accept only those entries made expressly for the 2018 fair. All decisions of the judges are final. The Youth Fair management has jurisdiction over interpretation of these rules. Items entered in the wrong division will not be judged nor shown. This Division is not responsible for lost/damaged items.

Class Number and Title:

Class 1301 - Jacket

Class 1302 - Blouse

Class 1303 - Original Design

Class 1304 - Pillow

Class 1305 - Shorts

Class 1306 - Dress

Class 1307 - Slack

Class 1308 - Skirt

Class 1309 - Recycle, Reuse, and Renew

Class 1310 - Pajamas

Judging Criteria:

Quality of workmanship, attractiveness, cleanliness, degree of difficulty, design, construction.

Premiums, Plaques and Trophies:

Purple Ribbon.....	\$10.00 and Rosette
Blue Ribbon	8.00
Red Ribbon	6.00
White Ribbon	4.00
Yellow Ribbon.....	Ribbon Only

If there are no entries meeting the quality standards for any special awards, no award will be given.



Technology Student Association and Events - Division 6

Superintendents: Frank Houghtaling • Marion Lambright • Anthony Machado • Tom Cummings • Georgina Mederos • Jerome Cole

Assistant Superintendents: Lazaro Del Rio • Ana Healy • Shelly Jordan • Yaneidy Vazquez • Keith Zawacki Jacquelyn Mederos • Monique Cole

Student Assistants: Michael Healy • Matthew Healy • Christian Mederos • Richard Zawacki

Entry Deadline:	January 16, 2018
Check In:	March 1, 2018, 4:00 PM to 8:00 PM in Arnold Hall. March 3, 2018, 10:00 AM to 4:00 PM in Arnold Hall.
Check Out:	April 12, 2018, 4:00 PM to 8:00 PM in Arnold Hall.
Group Entries:	As Indicated

Special Note: Please be sure to check The Fair website for any updates to the rules. Teachers, it is requested that if you are bringing entries for your class that they be at the check-in area by 1:00 PM

This division was developed for students enrolled in Technology Education classes in the middle and high school level. Although open to all students, it is advisable that exhibitors check with a Technology Education teacher for an explanation of criteria.

The Technology Student Association Division will award an outstanding trophy for each level (middle, senior, middle exceptional and senior exceptional) based upon the following criteria:

- Each entry in this division receiving a blue ribbon will be awarded five points.
- Each entry in this division receiving a red ribbon will be awarded three points.
- Each Metric 500 car that qualifies for the double elimination race competition (based upon speed) will receive three additional points.
- Each entry in this division receiving a purple ribbon will be awarded an additional five points.

There are four levels for students to enter in the Technology Student Association Division. There will be separate awards for each level.

Level I – Middle School

Level II– High School

Level III – Exceptional Education middle school (same rules as middle school)

Level IV – Exceptional Education high school (same rules as high school)

Class 601 - Dragster Design Challenge (Level I) - Metric 500

Class 602 - Dragster Design (Level II) - Metric 500

Class 603 - Dragster Design Challenge (Level III) - Metric 500

Class 604 - Dragster Design (Level IV) – Metric 500

The design and construction of a CO₂ powered model dragster. All qualifying exhibit cars entered in all levels take part in “The Metric 500 Qualifying Time Trials” which will take place at The Youth Fairgrounds during project check-in.

Racing Dates:

Levels I, II, III and IV – TIME TRIALS (DURING PROJECT CHECK-IN)

Level I & III Middle School Students – Race Saturday, March 25, 2018 12:30pm

Level II & IV High School Students – Race Saturday, March 25, 2018 12:30pm

Participants will be notified of the race dates via email or confirmation card via US Mail.

Racing Procedures:

1. Only cars evaluated by the judges and deemed properly and safely constructed will be run.
2. Each car will run one Time Trial at check-in to determine its “qualifying time.”
3. The sixteen fastest cars that meet the required specifications will advance to the double elimination race competition for the appropriate level.
4. The race results will be determined using the TSA “double elimination” sheet which can be obtained upon request.

Rules:

1. Individual entries only. No class/club entries will be accepted.
2. Only one car may be entered per student.
3. Entries must be accompanied by a copy of your entry form and computer tag. The entry number MUST be written on the bottom of the car with a marker in a contrasting color to the paint/finish of the car.
4. CO2 cartridges will be provided by The Youth Fair.
5. All cars must have a finish (paint, stain, varnish, etc.).
6. MIDDLE SCHOOL ONLY: FLASHBACK to the 1980s: All wheels must be uncovered by the body or fenders and located outside of the body, while maintaining the minimum body width at the axle hole location. The wheels cannot be blocked from being removed from the outside of the body. HIGH SCHOOL ONLY: All four wheels of the dragster must be completely exposed.

Regulations:

Dragsters that do not meet the following specifications/tolerances are disqualified from the race.

1. Dragster Body:

DB1- One piece, all wood construction. Any type of lamination will result in disqualification. No add-ons such as body strengtheners, fenders, plastic canopies, exhausts, or air foils may be attached to, or enclosed, within the vehicle. Fiberglass and shrink wrap are considered body strengtheners and cannot be used on car body or wheels for any reason. Decals may be used for decoration only. They may not be used to gain aerodynamic advantage, (i.e., decals cannot cover the exterior axle holes or to be used to cover open area of the body). Two or more like or unlike pieces of wood glued together are not considered one-piece, all wood construction.

	MINIMUM	MAXIMUM
DB2 - Body length Middle School	200 mm.....	305 mm
DB2 - Body length High School.....	240 mm.....	250 mm
DB3 - Body height with wheels		75 mm
DB4 - Body mass (completed car without CO ₂)		
Middle School.....	45 g.....	70 g
Senior High School.....	35 g.....	N/A
DB5 - Body width at axles, front and back.....	35 mm	42 mm
DB6 - Body total width (including wheels)		90 mm

2. Axles/Axle Holes/Wheelbase:

- A1 - Dragsters must have two axles per car, no more.
- A2 - Bottom of axle hole/bearing above bottom of car body 5 mm 10 mm (measured at side)
- A3- Rear axle hole from rear of car.....9 mm..... 100 mm
- A4- Wheelbase (axle distance apart at farthest point) 105 mm..... 270 mm
- A5 - Bearings, bushings and lubricants may be used.
- A6 - Glue may be used to secure bearing to body.

3. Spacer Washer/Clips:

- S1 - Spacer washer (middle school) 10
- S2 - Axle clips (middle school)..... 4
- S1 - Spacer washer (high school) 8
- S2 - Axle clips (high school)..... 8
- S3 - Silicone or any other type of glue/adhesive may not be used in place of wheel clips to hold wheels or axles in place.

4. Power Plant (CO2 Cartridge Hole):

- P1- The power plant hole must be at the farthest point at the rear of the car and must be drilled parallel to the race surface to assure proper puncture of the CO₂ cartridge. A minimum of 3mm thickness around the entire power plant hole must be maintained on the dragster for safety. The inside of the power plant hole must not be painted.
- P2 - Hole depth.....45 mm..... 55 mm
- P3 - Safety zones thickness 3 mm..... None
- P4 - Chamber diameter 19 mm..... 20 mm
- P5 - Lowest point of chamber diameter to race surface (with wheels) 26mm..... 40mm

5. Eye Screws (Should be glued in to prevent their coming out during the race):

- ES1 - Dragsters must have no more than two eye screws per car that meet tolerances. They must not make contact with the racing surface. The track string must pass through both screw eyelets, which are located on the center line of the bottom of the car. Glue may be used to reinforce the eye screws. It is the responsibility of the car designer/engineer to see the eye screw holes are tightly closed to prevent the track line from slipping out as with all adjustments, this must be done prior to event check-in.
- ES2 - Inside diameter.....3 mm..... 5 mm
- ES3 - Distance apart (at farthest points) 150 mm..... 270 mm

6. Wheels, Middle School ONLY:

- W1 - A dragster must have no more than four wheels. Each wheel must meet regulations W2 and W3. All four wheels must touch the racing surface at the same time. All wheels must roll. Wheels must be made entirely from plastic. Dimensions must be consistent for full circumference of the wheel.
- W2 - Wheel Diameter30 mm..... 40 mm
- W3 - Wheel width (at surface contact point) 2 mm..... 18mm

Wheels, High School ONLY:

- W1 - A dragster must have no more than four wheels. Two must meet rules W2 and W3. The other two must meet rules W4 and W5. All four wheels must touch the racing surface at the same time. All wheels must roll. Wheels must be made entirely from plastic. Dimensions must be consistent for full circumference of the wheel.

	MINIMUM	MAXIMUM
W2 - Front diameter	30 mm	37 mm
W3 - Front width (at surface contact point).....	1.5 mm	5 mm
W4 - Rear diameter	30 mm	40 mm
W5 - Rear width (at surface contact point)	12 mm	18 mm
7. All contest entries will be judged according to the Research and Design Judging Sheet for the appropriate level (see judging criteria below).		
8. All entries in this division will receive awards as listed below.		
9. The decision of the judges will be final.		
10. For further information or a sample judging sheet, refer to the National TSA Conference Competitive Events Guide or contact the Technology Education Instructional Supervisor for Miami-Dade County Public Schools at (305) 693-3030.		
11. These rules are for The Youth Fair only, and may not meet the TSA Competitive Event guidelines.		
12. No repair or maintenance is allowed after entries have been registered. Any entry damaged during the race is evaluated by the event superintendent to determine whether or not the vehicle is allowed to race again. In the event that the vehicle is damaged by event personnel, the superintendent rules as to whether the vehicle may be repaired. Undamaged wheels that come off during the event may be replaced as determined by the superintendent. Damaged wheels may not be replaced.		

Judging Criteria:

For ribbons: design, construction, and finish of the car.

For Trophies, the following:

All entries maximum points awarded are: Dragster body production quality, body paint/finish, and vehicle assembly..... 30 Points

Race Results

1st Place.....	55 Points
2nd Place.....	50 Points
3rd Place	45 Points
4th Place	40 Points
5th and 6th Place	35 Points
7th and 8th Place	30 Points
9th - 12th Place	25 Points
13th – 16th Place Middle School.....	20 Points
13th – 16th Place High School	15 Points

RACE TROPHIES:

There will be three trophies awarded to students at each level (a first place, second place, and third place trophy) based on the judging criteria listed above.

Class 605 - Promotional Marketing (Level I)**Class 606 - Promotional Marketing Exceptional Education (Level III)**

Middle School participants will design a promotional poster for The Youth Fair.

Rules:

1. Individual entries only; no class/club entries will be accepted. All work must be done by the individual student during the current school year.
2. One entry may be entered per student.
3. Use of copyrighted or registered trademark artwork in the design is prohibited without verified permission from the original artist/publisher.
4. The promotional poster must include the dates of the 2018 Fair, March 17 – April 10, and the logo. To obtain the logo in digital format please contact Melissa Fernandez, Supervisor for Technology Education, via email at melissafernandez@dadeschools.net.
5. The design must be presented in portrait or landscape layout.
6. Each design must be a color computer-generated design that is printed on 8.5" x 11" paper that is mounted on black mat or poster board not to exceed 14" x 22".
7. Entries which do not adhere to rules may be disqualified from judging. Only designs receiving blue and red ribbons will be displayed.

Judging Criteria:

Designs will be evaluated for creativity and effectiveness to communicate a message, neatness, and technical quality using the following rubric:

1-30 points – Inspiration for graphic design, design process, and relevance

1-70 points – First impression of graphic, graphic appropriateness, dominance, balance and proportion, and incorporation of graphic design principals.

For further information or a sample judging sheet, refer to the National TSA Conference Competitive Events Guide or contact Melissa Fernandez, Technology Education Instructional Supervisor for Miami-Dade County Public Schools at (305) 693-3030.

Class 607- Promotional Design (Levels II)**Class 608 - Promotional Design (Levels IV)**

Participants have the opportunity to use computerized graphic communications layout and design skills in the production of a promotional resource for TSA.

Participants produce an original multi-piece marketing portfolio to be used for TSA chapter recruitment, or as an introductory packet for new TSA advisors/teachers. This promotional packet would be mailable and would include four to five (4-5) separate and different items. The packet must provide details about TSA, its history, its co-curricular relationship with Engineering and Technology pathway courses, its membership guidelines and instructions for joining, the competitive events program, signature events, service projects, STEM connections, leadership training activities, and sample chapter membership recruitment items. Portfolio examples might include: a pamphlet, post card, letter, small poster, business card, and a PDF of a color graphic for branding promotional gifts. The complete portfolio must demonstrate a unity of design that repeats throughout the included items.

Rules:

1. The Promotional Design event is an individual event. No recognition is given for a group effort.
2. The design must meet the following criteria:
3. The design must be produced using a desktop publishing system, e.g. Photoshop, InDesign, Illustrator etc. Scanned original art may be included.
4. The design must be original and reflect, interpret, or in some other way communicate the essence of the challenge provided for the given conference year.
5. The design must include the following text that may or may not be incorporated as an integral part of the illustration (type face[s] may be original or traditional in design): Technology Student Association
6. The words “Technology Student Association” are part of the emblem design. Use of the emblem, therefore, can meet the requirement above (5a.) but entries also may include “Technology Student Association” separately.

Judging Criteria:

Graphic Designs will be judged using the following rubric:

35 points - Impact: effective depiction, eye appeal

25 points - Graphic: appropriateness, readable/dimensions/placement of fonts, final product presentation

20 points - Design Elements: balance, dominance, proportion, unity

20 points - Technical Explanation: one page, programs used, inspiration, graphics relates to competition, grammar/spelling, cited work in MLA format.

For further information or a sample judging sheet, refer to the National TSA Conference Competitive Events Guide or contact the Technology Education Instructional Supervisor for Miami-Dade County Public Schools at (305) 693-3030.

Class 609 – Technical Design (Level I)**Class 610 – Technical Design (Level II)****Class 611 – Technical Design (Level III)****Class 612 – Technical Design (Level IV)**

Challenge: to use the technical design process to solve a given problem statement with specific criteria and constraints.

The design challenge for 2018 is to design a device that will sort a mixture of coins into dimes, nickels, and quarters.

Rules:

1. Only group entries will be accepted. The maximum group size is two (2).
2. An entry tag or copy of the entry tag must be securely attached to each part of the exhibit.

Regulations:

1. All entries should solve the given problem.
2. A display of the solution and proof of the design process will be presented. The display is not to exceed the size of a standard science project board.
3. The display must include the following documentation:
4. Problem statement with a list of criteria and constraints set forth in design brief. (1 page)
5. Evidence of brainstorming (mind mapping, reverse engineering, word association, etc.) used to develop ideas to solve the problem. (1 page)
6. Three hand drawn sketches of different solutions for the stated problem. Each sketch should be based on the brainstorming process. Also, each sketch should include a pro/con list written on the sketch to assist in selecting the best design. Each sketch needs to be presented individually. (3 pages)
7. An engineering drawing of what you consider the best solution based on your pro/con list for each design. (1 page)
8. An evaluation of the final solution based on your engineering drawing that answers the question, “Does the final design meet all the elements set forth in the design brief. (1 page)
9. The device/system is to be mounted on a base not to exceed 18”x 18”. The stand alone presentation should be no larger than a standard science board.

Class 613 – Engineering Design (Level I)**Class 614 – Engineering Design (Level II)****Class 615 – Engineering Design (Level III)****Class 616 – Engineering Design (Level IV)**

Challenge: Participants work as part of a team to design and fabricate a device that will meet the specific needs of a person with a disability. Through use of a model/prototype, display, and notebook, participants document and justify their approach and reasoning in identifying a problem and their solution's direct impact on a member of their community and on society.

Participants apply the principles and practices of engineering and universal design in developing an effective and practical solution to a specific design problem that they have identified, which incorporates the application of scientific and mathematical principles and concepts, which demonstrates the application of technology, and which assesses the impact of the solution on a specific individual and on society.

Rules:

1. Only one entry per student will be permitted. Group entries will be accepted. The maximum group size is five (5).
2. An entry tag or copy of the entry tag must be securely attached to each part of the exhibit.
3. The entire solution (including model/prototype, design portfolio, display and any equipment needed for the presentation) must not exceed 15" deep x 3' wide x 4' high.
4. A documentation notebook is required and must be submitted with the model or prototype. A standard three (3)-ring binder, with a clear front sleeve for a cover page, is required. The inside of the binder must include the following single-sided, 8½" x 11" (computer-generated) pages, in this order:
 - Title page with student name(s) school name and title of project (new device or device improvement)
 - Table of contents
 - Descriptions and illustrations of a minimum of three (3) possible solutions with a brief but concise evaluation of the merits of each
 - A detailed description of the final solution, including an explanation of the steps of operation
5. A three (3)-dimensional technical or CAD drawing and/or rendering of the final solution; the maximum sheet size is drawing sheet cut size B—11" x 17"; when this sheet size is used, the sheet must be hole-punched and folded or placed in a sheet protector for insertion in the binder

Judging Criteria:

Notebook.....	20 Points
Technical Drawing	10 Points
Model /Prototype: effectiveness of design, creativity and innovation, appearance and quality of model construction.....	70 Points

Class Number, Level, and Title:

- Class 601 - Level I - Dragster Design Challenge
- Class 602 - Level II- Dragster Design Challenge
- Class 603 - Level III - Dragster Design Challenge
- Class 604 - Level IV - Dragster Design Challenge
- Class 605 - Level I - Promotional Design Challenge
- Class 606 - Level III - Promotional Design Challenge
- Class 607 - Level II - Promotional Graphics
- Class 608 - Level IV - Promotional Graphics
- Class 609 - (Level I) Technical Design
- Class 610 - (Level II) Technical Design
- Class 611 - (Level III) Technical Design
- Class 612 - (Level IV) Technical Design
- Class 613 - (Level I) Engineering Design
- Class 614 - (Level II) Engineering Design
- Class 615 - (Level III) Engineering Design
- Class 616 - (Level IV) Engineering Design

CO2 Car Races:

Overall First Place	Trophy
Overall Second Place	Trophy
Overall Third Place	Trophy

Premiums, Plaques and Trophies:

Purple Ribbon.....	\$10.00 and Rosette
Blue Ribbon	8.00
Red Ribbon	6.00
White Ribbon	4.00
Yellow Ribbon.....	Ribbon Only

If there are no entries meeting the quality standards for any special awards, no award will be given.

Tiny Tots Craft Corner - Division 40

Superintendents: Nancy Gonzalez

Assistant Superintendent: Marisol Vega • Dianna Rose • Christine Padron

Entry Deadline:	January 16, 2018
Check In:	March 1, 2018, 4:00 PM to 8:00 PM in Arnold Hall. March 3, 2018, 10:00 AM to 4:00 PM in Arnold Hall.
Check Out:	April 12, 2018, 4:00 PM to 8:00 PM in Arnold Hall.
Group Entries:	Not Accepted

Rules:

1. Grade Levels: PK – 1. Individual entries only.
2. Number of Entries: Limited to 2 projects total per student in this division.
3. Entry Tag(s) must be attached securely on the front, lower, right-hand corner. Exhibits for hanging MUST have proper hardware securely attached and BE READY FOR HANGING.
4. NOT ACCEPTABLE: No food items (beans, macaroni, rice, etc.)
5. Due to space limitations only entries awarded Blue and Red ribbons may be displayed.
6. This Division will accept only those entries made expressly for the 2018 fair.
7. All decisions of the judges are final. The Youth Fair management has jurisdiction over interpretation of these rules.

Class 4001 Rules: 2D Craft Entry

1. Size Limitations: Not to exceed 12" x 18". Thickness must NOT exceed 1/8".
2. Acceptable Entries: The projects must be created using cut/folded/layered/torn or otherwise manipulated paper. Other art and craft materials may be included – for example: crayons, paint, markers, yarn, twine, etc. All entries must be neat and clean. Staples, tape, and glue may be used, but must not be visible.
3. NOT ACCEPTABLE: Non-handmade (purchased items glued together). Clothespins, toothpicks. Aluminum plates, bottles (plastic or glass), plastic items.

Class 4002 Rules: Decoration Entry

1. **All items MUST be handmade by that of the exhibitor. Parents and teachers are encouraged to help but please do not make the project for the exhibitor.**
2. Shadowboxes displaying a holiday scene/theme must be completely finished - this includes the outside of the box. All items MUST be securely attached to the project.
3. Acceptable Entries: Entries must be limited to holiday and/or special occasion décor only. Picture frames and albums must be related to a holiday theme or special occasion.
4. NOT ACCEPTABLE: No Kits, poster or piñatas. Staples, tape, and glue may be used, but must not be visible.

Class 4003 Rules: Fabric Art

1. Size Limitations: Framed Items must not exceed 11" x 14". Unframed entries must not exceed 18' x 24".
2. Entry Tag(s) must be pinned to the exhibit on the upper left hand side (as if you were wearing the item).
3. Acceptable Entries: All items must be new and clean. Additions or embellishments to the item must be firmly attached. If using crayons to add color, use ONLY fabric crayons. NO regular crayons. If using markers, use only permanent markers. NO water-based markers.

Class 4004 Rules: Popsicles

1. Size Limitation: Must be no larger than 12" X 12" X 12".
2. Entry Tag(s) must be attached securely and must be visible when the entry is on display.
3. Entries must be neat, clean and dry.
4. Acceptable Entries: Projects MUST be constructed of purchased craft popsicle/tongue depressor sticks. In addition to popsicle sticks, you may use art materials including but not limited to crayons, paint, yarn, twine, markers, etc. All entries must be neat, clean, and dry at the time of check in. Exhibits intended for hanging (snowflakes, etc.) MUST have ribbon or a similar hanger securely attached.
5. NOT ACCEPTABLE: Toothpicks, clothespins.

Class 4005 Rules: Poster Contest

1. Size Limitations: Maximum outside dimension 8.5" X 11". The poster must be drawn on or mounted on poster board.
2. Entry Tag(s) must be securely attached to the lower right corner of the entry.
3. Acceptable Entries: Entries must be 2D artwork only. The words "My Favorite Fair Food" must be included somewhere in the artwork. Students may use computer generated lettering that is neatly glued to the entry.
4. NOT ACCEPTABLE: No photographs or magazine pictures allowed. Tape may not be used to attach the "My Favorite Fair Food" lettering.

Class 4006 Rules: Recycle, Renew, and Reuse

1. Size and Weight Specifications: 2D items – no size limitations; maximum weight 2 pounds. 3D items - maximum size is 12" long by 12" wide by 24" high; maximum weight is 5 pounds.
2. Acceptable Entries: 2D or 3D entries must be created using 100% recycled materials. Materials may be plastic, aluminum, rubber, foam, fabric, cork, rope, ribbon, wood, carton, paper, etc. Exceptions to the 100% recycled rule include glue, coloring materials, the entry tag. 2D and 3D entries must be prepared for immediate installation with appropriate hanging cleats, wires, and/or frames. Ideas for this class include jewelry boxes, accessories (bowls, weavings, etc.), wearable art (chains, purses, etc.) and toys, including

fantasy based toys (space travel vehicles, robots, rockets, etc.), household inventions, and more.

3. NOT ACCEPTABLE: Live plants or animals. Items made from glass, perishables or materials with sharp edges, or store bought kits will not be accepted.

Class Number and Title:

- Class 4001 - 2D Craft Entry
- Class 4002 - Decoration Entry
- Class 4003 - Fabric Art Entry
- Class 4004 - Popsicle Entry
- Class 4005 - Poster Entry
- Class 4006 - Recycle, Renew, and Reuse

Judging Criteria:

Originality, effective use of materials, workmanship, presentation, total effect.

Premiums, Plaques and Trophies:

Purple Ribbon.....	\$10.00 and Rosette
Blue Ribbon	8.00
Red Ribbon	6.00
White Ribbon	4.00
Yellow Ribbon.....	Ribbon Only

If there are no entries meeting the quality standards for any special awards, no award will be given.

VexIQ Robotics - Division 28

Superintendents: Pamela Wentworth

Assistant Superintendents: Laylah Bulman

Entry Deadline:	January 16, 2018
Check In:	March 1, 2018, 4:00 PM to 8:00 PM in Arnold Hall. March 3, 2018, 10:00 AM to 4:00 PM in Arnold Hall.
Check Out:	April 12, 2018, 4:00 PM to 8:00 PM in Arnold Hall.
Group Entries:	As Indicated

Class Number and Title:

Class 2801 - VexIQ Robotics by Students in Grades 3 - 5

Class 2802 - VexIQ Robotics by Students in Grades 6 - 8

Class 2801 by Students in Grades 3 - 5

For the VexIQ Robotics category, teams must be previously registered with VEX at <http://www.robotevents.com/robot-competitions/vex-iq-challenge/> and must follow the rules at <http://content.vexrobotics.com/docs/.pdf>. Teams of up to 10 students can compete. A total of 24 teams will be selected to participate in the VexIQ Challenge: Elementary Division. Each school may only register one team of students. In order to be allowed to compete, each team must submit a STEM Project Notebook and Video to the Youth Fair by the arrival date specified above. STEM Project Notebooks and Videos will be judged prior to the VexIQ Challenge, and returned to the team on the day of competition. Three fields will be provided with the Challenge already set up. On the day of the competition, teams must arrive by 12:30 PM with their robot, and be ready to receive their schedule of matches.

Class 2802 by Students in Grades 6 - 8

For the VexIQ Robotics – Middle School Division category, teams must be previously registered with VEX Robotevents at <http://www.robotevents.com/robot-competitions/vex-iq-challenge/> and must follow the rules at <http://vexrobotics.com>. Teams of up to 10 students can compete. A total of 20 teams will be selected to participate in the VexIQ Middle School Challenge. Each school is allowed to register only one team of students. In order to be allowed to compete, each team must submit a STEM Project Notebook and Video to the Youth Fair by the arrival date specified above. STEM Project Notebooks and Videos will be judged prior to the VexIQ Challenge, and returned to the team on the day of competition. Three fields will be provided with the challenge already set up. On the day of the competition, teams must arrive by 12:30 PM with their robot, and be ready to receive their schedule of matches.

Rules:

1. Grade Levels: Students in grades 3-5 are eligible in class 2801 and 6-8 in class 2802 to enter this division.
2. Number of Entries: Only 1 team is allowed per school.

3. Requirements for Entries: VexIQ 2017/18 Challenge: RobotC for VEX may be used to program the robot to complete the challenges published for the season.
4. STEM Project Notebook and Video must be turned in on the day of the scheduled arrivals. In the STEM Project Notebook, the team of students must explain the project, including the question or challenge chosen, and include research, evidence, testing and conclusions. The video must show evidence of sharing their project with others.
5. Submission of Entries: All STEM Project Notebooks must be turned in a 3-ring binder, clearly labeled with the name of school, name of team, name of each student on the team, and name of sponsoring teacher.
6. ANY ENTRIES NOT CONFORMING TO THE ABOVE RULES OR THE OFFICIAL FAIR RULES WILL BE DISQUALIFIED AT THE DISCRETION OF THE JUDGES AT CHECK IN.
7. This Division will accept only those entries made expressly for the 2018 Fair. All decisions of the judges are final. The Fair management has jurisdiction over interpretation of these rules. Items entered in the wrong Division will not be judged nor shown. This Division is not responsible for lost/damaged items.

Premiums, Plaques and Trophies:

Awarded to each participating exhibitor.

Overall Best of Show	\$10.00 and School Trophy
Runner Up - Best of Show.....	10.00 and School Trophy
Best Robot Performance	10.00 and School Trophy
Best STEM Project	10.00 and School Trophy
Best Sportsmanship	10.00 and School Trophy
Best Team Sportsmanship (Class 2802 only)	10.00 and School Trophy
Blue Ribbon	\$8.00
Red Ribbon	6.00
White Ribbon	4.00
Yellow Ribbon.....	Ribbon Only

If there are no entries meeting the quality standards for any special awards, no award will be given.

Wood, Metal Working, and Plastic Fabrication - Division 44

Superintendents: Nick Truby

Assistant Superintendents: Dave Garcia • Mike Lorich • Kerry Lorich • David Rosonow • James Thompson

Entry Deadline:	January 16, 2018
Check In:	March 1, 2018, 4:00 PM to 8:00 PM in Arnold Hall. March 3, 2018, 10:00 AM to 4:00 PM in Arnold Hall.
Check Out:	April 12, 2018, 4:00 PM to 8:00 PM in Arnold Hall.
Group Entries:	Not Accepted

Includes:

Wood, metal or plastic projects manufactured by the student from raw materials that have been significantly changed from their original states.

Rules:

1. Grade Levels: K – 12
2. Number of Entries: Individual students may not enter 2 identical projects. Carefully review the Class Number and Title list below to confirm you are entering projects in the correct class.
3. Size and Hanging Specifications: All hanging items should have appropriate hangers as part of the project.
4. Entry Tag(s) must be securely attached. Each exhibit must be accompanied by an entry tag which includes the grade level of the student. Exhibits accepted for display will be returned at check out upon presentation of claim tag.
5. Acceptable Entries: Exhibitors must be involved with the construction of all projects. Single piece projects, e.g. key tags and routed signs, must have some type of carving not done by machine. All projects should have a finish, i.e. oil, lacquer, varnish, paint, etc. All lamp entries must have appropriate shades. Computer assisted machining (CAM) products must be finished and entered with documentation of the exhibitor generated (CAM) program.
6. NOT ACCEPTABLE: The following are NOT acceptable entries:
 - Kits of any kind.
 - Decoupage, wood burning or scenes applied to a wood backing.
 - Clear cut plastic items such as key tags.
 - Projects made from pre-formed items such as, but not limited to: plastic storage containers, tin cans, moldings, popsicle sticks, toothpicks or clothes pins.
7. Generally only entries awarded Blue, Red, and White ribbons will be displayed due to space limitations.
8. ANY ENTRY NOT CONFORMING TO THE ABOVE RULES OR THE OFFICIAL FAIR RULES WILL BE DISQUALIFIED.
9. This Division will accept only those entries made expressly for the 2018 fair. Projects can be entered in The Youth Fair only once. The judges have the authority to disqualify any project.

10. All decisions of the judges are final. The Youth Fair management has jurisdiction over interpretation of these rules. Items entered in the wrong division will not be judged nor shown. This division is not responsible for lost/damaged items

Judging Criteria:

Quality, workmanship, accuracy, detail, finish, design, originality, overall effect, and also, age, grade level and exceptionality will all be given consideration.

Class Number and Title:

- Class 4401 - Woods, Major Senior High
- Class 4402 - Woods, Minor Senior High
- Class 4403 - Woods, Turning Major Senior High
- Class 4404 - Woods, Turning Minor Senior High
- Class 4405 - Metals, Major Senior High
- Class 4406 - Metals, Minor Senior High
- Class 4407 - Metals, Sheet Senior High
- Class 4408 - Metals, Machined Senior High
- Class 4409 - Metals, Turned Senior High
- Class 4410 - Plastics Senior High
- Class 4411 - CAD-CAM Senior High
- Class 4412 - Woods, Major Middle School
- Class 4413 - Woods, Minor Middle School
- Class 4414 - Metals Middle School
- Class 4415 - Plastics Middle School
- Class 4416 - CAD-CAM Middle School
- Class 4417 - Woods, Metals and Plastics ESE
- Class 4418 - Woods, Metals and Plastics Elementary

Premiums, Plaques and Trophies:

Best in Class	Trophy
Purple Ribbon.....	\$10.00 and Rosette
Blue Ribbon	8.00
Red Ribbon	6.00
White Ribbon	4.00
Yellow Ribbon.....	Ribbon Only

If there are no entries meeting the quality standards for any special awards, no award will be given.

World Languages Child Development Books - Division 9

Superintendents: Nancy Gonzalez • Lourdes Rodriguez

Assistant Superintendents: Argelia Novoa • Erik Rodriguez

Check In: January 16, 2018, 4:00 PM to 7:00 PM in Arnold Hall.
 Check Out: April 12, 2018, 4:00 PM to 8:00 PM in Arnold Hall.
 Group Entries: Accepted from grades PK - 2 only.

Rules:

1. Grade Levels: PK – 12 for individual entries. PK-2 only for group entries; maximum group size is 12 students. When registering your books, remember this is World Language Books, Division 9 and not Creative Writing.
2. Number of Entries: Each teacher is limited to 5 single author books OR 3 group book entries. Group entries are accepted from grades PK – 2 only with no more than 3 group books per teacher. Maximum group size is 12 students.
3. Entry Date: January 16, 2018 All World Language Book entries and completed entry forms are due on this date. No later submissions will be accepted.
4. Entry Label(s) and Submission Envelope Specifications: Entry ID labels must be filled out and secured to the back of the book (top left corner). To obtain these labels in advance, please contact the Exhibits Office at The Youth Fair. Since you don't pre-enter for this division, you will not receive any entry tags In a large envelope, place all books and 1 entry form per book with titles and names of the students entering books. Be sure to indicate on the entry form if this was a group entry and list the names of the students who worked on the book. On the outside of the envelope write school name, teacher name, number of books and their classification.
5. Acceptable Entries: Books must be written entirely by the student(s) in any world language other than English and illustrated BY THE STUDENT(S). Books must be written in ink or typed. Pencil will be accepted only if the pages are laminated or plastic coated. This rule applies for illustrations also. Books must be constructed in a manner that is visually appealing and durable. If staples or brads are used they must be securely covered by plastic or library tape so that the intended user will not be harmed.
6. NOT ACCEPTABLE: NO reports, journals, poetry, plays, essays, collections, or non-fiction books of any kind will be accepted. NO EXCEPTIONS. Stories with violence will not be accepted. In constructing books, Scotch tape, masking tape and electrical tape WILL NOT be accepted. Pictures that have been copied, traced, cut out, ditto, or computer generated will not be accepted!
7. Generally, only First, Second and Third Place Winners will be displayed based on space available. Fourth place exhibits might not be displayed.
8. ANY ENTRIES NOT CONFORMING TO THE ABOVE RULES OR THE OFFICIAL FAIR RULES WILL BE DISQUALIFIED AT THE DISCRETION OF THE JUDGES AT CHECK IN.

9. This Division will accept only those entries made expressly for the 2018 fair.
10. Superintendents reserve the right to disqualify any entry which does not conform to the above rules. All decisions of the judges are final. The Youth Fair management has jurisdiction over interpretation of these rules. Items entered in the wrong Division will not be judged nor shown. This Division is not responsible for lost/damaged items.

Class Number, Title, and Description:

Class 901 - Creative Fictional Story: Creative fictional stories: Stories in this class must have a beginning, middle and end with a strong development of character, setting or plot. Stories with violence will not be accepted.

Class 902 - Innovative Modeled Story: These are stories with a new twist (example: Frozen taking place in the Summer, etc). Copied text or re-telling will not be accepted. Innovations must be original.

Class 903 - Concept Development: ABC books, numbers, shapes, first books, numerical or scientific concepts, etc.

Premiums, Plaques and Trophies:

Purple Ribbon.....	\$10.00 and Rosette
Blue Ribbon	8.00
Red Ribbon	6.00
White Ribbon	4.00
Yellow Ribbon.....	Ribbon Only

If there are no entries meeting the quality standards for any special awards, no award will be given.

World Languages Creative Writing - Division 36

Advisors: Marta Nabut

Superintendent: Nancy Gonzalez

Assistant Superintendents: Ariel Fernandez • Christy Fernandez • Ariel Fernandez, Sr. • Javier Gonzalez

Maribel Gonzalez • Mireya Villasuso • Yasmin Gonzalez • Marcus Smith • Natasha Crespo

Check In: January 16, 2018, 4:00 PM to 7:00 PM in Arnold Hall.

Check Out: April 12, 2018, 4:00 PM to 8:00 PM in Arnold Hall.

Group Entries: Accepted from grades PK - 2 only.

Rules:

1. Grade Levels: 3rd grade and above enrolled in a World Language class (other than English) Non-Haiku poetry – grades 3-12. Haiku Poetry – grades 3 - 5 only. Short Stories and Essays – grades 4-12 only. One-Page Stories – grades 4 and 5 only.
2. Number of Entries: Each exhibitor is limited to one entry.
3. Size Specifications: All poetry (plus any art work) must be mounted on 6" x 9" or 9" x 12" construction paper. Short Stories and Essays must be mounted on 9" x 12" construction paper. Maximum length of all poetry is one-half page. Short Stories are limited to 3 pages. Essays and One-Page Stories are limited to one page. Do not fold entries.
4. Entry Form(s) and Pick Up Day Procedures: Teachers: To submit entries from your class, you must enclose the original copy of your Fair Entry with students' names listed in alphabetical order. Place all entries and entry forms in a large manila envelope and clearly mark the name of the school, teacher, grade, number of entries & type(s) of entries enclosed (free verse, haiku, short story, etc.) on the outside of the envelope. These must be hand delivered to The Youth Fair on the Check In. Entries will not be accepted after the Check In. The student's name, school, and grade level must be on the top right front of each entry. World Language Creative Writing labels must be filled out and secured on the UPPER LEFT BACK of each entry. To obtain these labels in advance, please contact the Exhibits office at The Youth Fair. Labels will be available at check-in on the Check In. Since the entry form is submitted with the entries, you will not need computer generated entry tags.
5. Acceptable Entries: Each entry must be the original work of one student. Entries must be legible, written in ink or typed (only on one side of standard typing paper). Only one poem or essay on a page and it must be mounted on construction paper (see Size Specifications in Rule 3 and review the Class descriptions below). Modeled poetry entries must include a copy or the original poem attached to the back of the entry. Teachers: Please proofread entries before submitting them. Correct punctuation of dialogue in short stories is necessary. Please proofread entries before submitting them.

6. NOT ACCEPTABLE: Entries written in English will not be accepted. Entries mounted on tag board will be disqualified. Do not fold entries. Excessive or distracting errors in spelling, punctuation, and/or grammar will result in disqualification or lower awards
7. Due to limited space, only entries awarded a blue and red ribbons may be displayed. Only the top page of a short story will be displayed.
8. Exhibits may be reproduced & used by The Youth Fair. Original work will be returned at check out on the Check Out. ANY ENTRY NOT CONFORMING TO THE ABOVE RULES OR THE OFFICIAL FAIR RULES WILL BE DISQUALIFIED.
9. This Division will accept only those entries made expressly for the 2018 fair. All decisions of the judges are final. The Youth Fair management has jurisdiction over interpretation of these rules. Items entered in the wrong division will not be judged or shown. This Division is not responsible for lost/damaged items.

Class Number, Title, Grade Level, and Description:

Class 3601 - Poetry, Free Verse - Grades 3 - 5

Class 3602 - Poetry, Free Verse - Grades 6 - 8

Class 3603 - Poetry, Free Verse - Grades 9 - 12

Free Verse Poetry - Does not have fixed meter or rhyming pattern. May NOT include novelty forms, MUST BE mounted on 6" X 9" construction paper.

Class 3604 - Poetry, Haiku - Grades 3 - 5

Haikus- Three line verse with 5 – 7 – 5 syllable line count. Haiku MUST include picture signifying the scene for which the poem was written and must be mounted on 6" X 9" construction paper. Haiku should reflect insight or sensitivity to nature or natural phenomena.

Class 3605 - Rhymed Verse - Grades 3 - 5

Class 3606 - Rhymed Verse - Grades 6 - 8

Class 3607- Rhymed Verse - Grades 9 - 12

Rhymed Verse Poetry - Fixed metrical pattern, Sonnets, MUST BE mounted on 6" X 9" construction paper. LIMERICKS will be accepted.

Class 3608 - Poetry, Exotic, Esoteric, Innovative Forms - Grades 3 - 5

Class 3609 - Poetry, Exotic, Esoteric, Innovative Forms - Grades 6 - 8

Class 3610 - Poetry, Exotic, Esoteric, Innovative Forms - Grades 9 - 12

Exotic, Esoteric, Innovative Poetry - e.g., Tanka or Cameo (MUST have attached explanation of form on back of piece or it will be disqualified). Entries must be mounted on 6" X 9" construction paper. ACROSTICS, DIAMANTE OR CINQUAIN WILL BE ACCEPTED.

Class 3611 - Short Story - Grades 4 and 5**Class 3612 - Short Story - Grades 6 - 8****Class 3613 - Short Story - Grades 9 - 12**

Short Stories - Open to students in grades 4 - 12. Entries are to be typed and may not exceed three pages, single spaced, one side only of standard typing paper. Staple these pages to one sheet of construction paper. Due to space limitations, only the top page of the story will be displayed. MUST BE mounted on 9" X 12" construction paper.

Class 3614 - Essay - Grades 4 and 5**Class 3615 - Essay - Grades 6 - 8****Class 3616 - Essay - Grades 9 - 12**

Essays - The essay is an organized composition dealing with specific objects from a personal or limited viewpoint. It differs from a short story, which is fiction. Essays must be typed and not exceed one page. MUST BE mounted on 9" x 12" construction paper.

Class 3617 - One Page Story - Grades 4 and 5

One Page Stories - Open to students in grades fourth and fifth. Entries must be legible, single spaced typed on one side only. MUST BE mounted on 9" X 12" construction paper.

Poetry Judging Criteria:

Effective use of language, originality in approach, mood intensity, meaningful content. Poetry must show spiritual, emotional or imaginative theme. See specifications in rules seven and eight. Entries are easier to identify if mounted on single color construction paper.

Short Story/Prose Judging Criteria:

Imaginative or innovative approach, unique development of character, setting and plot.

Premiums, Plaques and Trophies:

Silvia Carillo AwardPlaque

First Place Fair Pen and Pencil Set

Second Place Fair Pen

Third Place Ribbon

Fourth Place Ribbon

Judge's Award..... Special Award Rosette

If there are no entries meeting the quality standards for any special awards, no award will be given.

World Languages Exhibits - Division 21

Superintendents: Raquel Cruz • Magda Gomez

Assistant Superintendents: Viviem Diaz-Caragol

Student Assistants: Diana Marban

Entry Deadline:	January 16, 2018
Check In:	March 1, 2018, 4:00 PM to 8:00 PM in Arnold Hall. March 3, 2018, 10:00 AM to 4:00 PM in Arnold Hall.
Check Out:	April 12, 2018, 4:00 PM to 8:00 PM in Arnold Hall.
Group Entries:	Accepted K - 5 Only

Rules:

1. Grade Levels: K-12 Only students enrolled in a Foreign Language class (including Spanish-S) are eligible. Individual entries only; no group entries, except classes in K - 5.
2. Size and Weight Specifications: The maximum size for exhibits is 24" X 24" X 24". The weight limit for any entry is 5 pounds.
3. Entry Tag(s) must be securely attached to the entry.
4. Acceptable Entries: The theme for each exhibit must relate to the culture and/or civilization of the language being studied. Each exhibit MUST be accompanied by a brief written explanation of the exhibit in English and in the foreign language represented. While some elements of the exhibit may be purchased, the exhibit as a whole must demonstrate the creativity of the exhibitor and CANNOT be constructed entirely of purchased items.
5. NOT ACCEPTABLE: NO POSTERS ALLOWED. ABSOLUTELY NO FOOD PRODUCTS CAN BE USED IN AN EXHIBIT. Exhibits can not consist entirely of purchased items.
6. Exhibits may be reproduced & used by The Youth Fair. Original work will be returned at check out on the Check Out. ANY ENTRY NOT CONFORMING TO THE ABOVE RULES OR THE OFFICIAL FAIR RULES WILL BE DISQUALIFIED.
7. This Division will accept only those entries made expressly for the 2018 fair. All decisions of the judges are final. The Youth Fair management has jurisdiction over interpretation of these rules. Items entered in the wrong division will not be judged or shown. This Division is not responsible for lost/damaged items.


Class Number and Title:

- Class 2101 - Elementary School grades PK-5
- Class 2102 - Middle School grades 6-8
- Class 2103 - High School grades 9-12

Premiums, Plaques and Trophies:

Purple Ribbon.....	\$10.00 and Rosette
Blue Ribbon	8.00
Red Ribbon	6.00
White Ribbon	4.00
Yellow Ribbon.....	Ribbon Only

If there are no entries meeting the quality standards for any special awards, no award will be given.



World Languages Performing Arts - Division 59

Superintendents: Nancy Gonzalez

Assistant Superintendents: Kareena Crespo • Zaida Diaz • P.J.Lobeck, Jr. • Sean Rodriguez • Ronald Smith
Sabrina Hernandez

Student Assistant: Rebekah Lobeck

Entry Deadline: January 16, 2018

Group Entries: Accepted

Rules:

1. Grade Levels: K – 12.
2. Entry Specifications: Student may enter a solo AND/OR a duet, trio, or ensemble.
3. Entry Form Instructions: Entries in all classes will be limited due to the lack of scheduling time and will be on a first come first serve basis. A separate World Language Drama entry form must be filled out for each entry. This form can be found online at www.thefairexhibits.com.
4. Scheduling of Performances: Your performance date and time will be mailed to your school/studio.
5. Time Limitations: Each entry must observe the time limits listed below for each entry class. All schools or groups entering will be limited to 45 minutes total performance time. Setup and strike is not counted in the 45 minute performance time limit per school.
 - Class 5901- Recitation: 2 minutes
 - Class 5902 - Monologue: 3 minutes
 - Class 5903 - Storytelling: 5 minutes
 - Class 5904 - Ensemble Acting Duet:
5 minutes performance, 2 minutes set up/strike
 - Class 5905 - Ensemble Acting Group:
5 minutes performance, 2 minutes set up/strike
 - Class 5906 - Musical Theatre Solo:
5 minutes performance, 2 minutes set up/strike
 - Class 5907 - Musical Theatre Duet:
5 minutes performance, 2 minutes set up/strike
 - Class 5908 - Musical Theatre Group:
5 minutes performance, 2 minutes set up/strike
6. Performance Instructions: Performance must be in any world language other than English. Please be advised that The Youth Fair audiences are families, many with small children. Select material with this in mind. It is suggested that age appropriate material be used by the performer. **YOU MUST REFER TO THE RULES LISTED BELOW FOR EACH CLASS.** Small hand props may be used. There are no dressing rooms inside the theater or in the rest room area. Arrive ready to perform. All taped accompaniment must be cued. Scenery will be limited to small items that can be easily moved. There is no area available for storage. Public address systems including cassette player, piano, seating, and general lighting will be provided by The Youth Fair.

7. Scoring Considerations: . A penalty will be set for performances running overtime. No penalty for less time.
8. ANY ENTRY NOT CONFORMING TO THE ABOVE RULES OR THE OFFICIAL FAIR RULES WILL BE DISQUALIFIED.
9. All decisions of the judges are final. The Youth Fair management has jurisdiction over interpretation of these rules.

Class 5901 - Recitation Rules:

1. Student will select an excerpt from a published literary work (poem, speech).
2. The introductory statement will consist of the student's name, school, selection title and author.
3. Time allotment will be no more than 2 minutes.
4. The selection must be memorized.

Judging Criteria:

Memorization, delivery, interpretation, stage presence.

Class 5902 - Monologue Rules:

1. Student will select an excerpt from a play or dramatic literary work.
2. The introductory statement will consist of the student's name, school, selection title and playwright/author.
3. Time allotment will be no more than 3 minutes.
4. The selection must be memorized. It should be developed as an audition piece and follow acting guidelines.

Judging Criteria:

Character development, delivery, projection of mood, staging.

Class 5903 - Storytelling Rules:

1. Student will select a short story, fairy tale, tall tale, folk tale, children's literature or narrative prose.
2. Student should know the story well, and concentrate on vocal and physical delivery. Telling a story is much more than just memorization.
3. The introductory statement will consist of the student's name, school, title of story and author; as well as a brief introduction to set the mood for the story.
4. Time allotment will be 5 minutes.
5. Use of small props or small costume pieces is acceptable.

Judging Criteria:

Vocal delivery, physical delivery, beginning/ending of story, overall effectiveness ("Performance Spirit").

Class 5904 - Ensemble Acting – Duet Rules:

1. The selection must be from a scripted, published play.
2. The introductory statement will consist of the name of the school, selection of title, playwright, act and scene. A very brief explanatory statement may be used to set the stage for the performance.
3. The time allotment for each entry will be 5 minutes for performance, and 2 minutes for set-up and strike.

Class 5905 - Ensemble Acting – Group Rules:

1. The number of students participating in a group must be between 3 and 10.
2. The selection must be from a scripted, published play.
3. The introductory statement will consist of the name of the school, selection of title, playwright, act and scene. A very brief explanatory statement may be used to set the stage for the performance.
4. The time allotment for each entry will be 5 minutes for performance, and 2 minutes for set-up and strike.

Judging Criteria:

Characterization and interpretation, staging, ensemble playing, delivery.

Class 5906 -Musical Theatre – Solo Rules:

1. The selected musical scene must be from a scripted, published musical. NO LIP SYNCING. Each performer must sing.
2. The introductory statement will consist of the school, musical title, composer, lyricist, act and scene. A very brief explanatory statement may be used to set the stage for the performance.
3. Time allotment for each entry will be 5 minutes for performance and 2 minutes for set-up and strike.

Judging Criteria:

Character development, staging, delivery/vocal or dance as applicable, true to character.

Class 5907 -Musical Theatre – Duet:

1. The selected musical scene must be from a scripted, published musical. NO LIP SYNCING. Each performer must sing.
2. The introductory statement will consist of the school, musical title, composer, lyricist, act and scene. A very brief explanatory statement may be used to set the stage for the performance.
3. Time allotment for each entry will be 5 minutes for performance and 2 minutes for set-up and strike.

Judging Criteria:

Character development, staging, delivery/vocal or dance as applicable, true to character.

Class 5908 - Musical Theatre - Group:

1. The number of students participating in a group must be between 3 and 12.
2. The selected musical scene must be from a scripted, published musical. NO LIP SYNCING. Each performer must sing.
3. The introductory statement will consist of the school, musical title, composer, lyricist, act and scene. A very brief explanatory statement may be used to set the stage for the performance.
4. Time allotment for each entry will be 5 minutes for performance and 2 minutes for set-up and strike.

Judging Criteria:

Character development, staging, delivery/vocal or dance as applicable, true to character.

Dance and Vocal Rules Classes 5909 – 5914:**Class 5909 Dance Solo****Class 5910 Dance Duet****Class 5911 Dance Group Performance:****Class 5912 Vocal Solo****Class 5913 Vocal Duet****Class 5914 Vocal Group Performance:**

1. Grade Levels and Entry Specifications: The competition is open to all students elementary, middle and senior high school. If you are registered in Division 32 - Performing Arts Dance, Division 33 - Performing Arts Drama, OR Division 34 - Performing Arts Music YOU MAY NOT COMPETE in this division. This rule will be strictly enforced. Solo entry – 1 performer. Duet entry – 2 performers. Group entry – limit of 3 to 8 performers. No group entering this division should be affiliated with a dance/music company.
2. Number of Entries: Individual students may enter one class. Schools may send up to 5 of their outstanding acts.
3. Entry Form Instructions: Entries must be presented in another language other than English and must be specified on the entry form under description. Entries in all classes will be limited due to the lack of scheduling time and will be on a first-come first-served basis.
4. Scheduling of Performance: Exhibitors will be notified by confirmation card via U.S. Mail of the date and time of their performances.
5. Time Limitations: Each act is limited to a performance no longer than 5 minutes which includes on and off stage times.
6. Performance Instructions: Performance must be in any world language other than English.
7. Please be advised that The Youth Fair audiences are families, many with small children. Select material with this in mind. It is suggested that age appropriate material be used by the performer.

8. YOU MUST REFER TO THE RULES LISTED BELOW FOR EACH CLASS. Exhibitors entering in the dance and vocal classes must include their own CD/Cassette cued to the appropriate song. Exhibitors entering the vocal class, must include a CD/cassette tape without a vocal track. (instrumental). NO LIP SYNCING. Only one song per CD/Cassette will be allowed. There are no dressing rooms inside the theater or in the rest room area. Arrive ready to perform. Costumes are acceptable, but are not included in the judging criteria. Proper dance attire deemed acceptable by the Superintendent is required if costumes are not used. Small hand props may be used. Scenery will be limited to small items that can be easily moved. There is no area available for storage. Public address systems including cassette player, piano, seating, and general lighting will be provided by The Youth Fair.
9. Scoring Considerations: Music having explicit or objectionable lyrics deemed obscene will result in disqualification. Costumes are not included in the judging criteria.
10. ANY ENTRY NOT CONFORMING TO THE ABOVE RULES OR THE OFFICIAL FAIR RULES WILL BE DISQUALIFIED.
11. All decisions of the judges are final. The Youth Fair management has jurisdiction over interpretation of these rules.

Class Number and Title:

- Class 5901 - Recitation
- Class 5902 - Monologue
- Class 5903 - Storytelling
- Class 5904 - Ensemble Acting Duet
- Class 5905 - Ensemble Acting Group
- Class 5906 - Musical Theatre Solo
- Class 5907 - Musical Theatre Duet
- Class 5908 - Musical Theatre Group
- Class 5909 - Dance - Solo
- Class 5910 - Dance Duet
- Class 5911 - Dance Group
- Class 5912 - Vocal - Solo
- Class 5913 - Vocal Duet
- Class 5914 - Vocal Group

Premiums, Plaques and Trophies:

Purple Ribbon.....	Rosette
Blue Ribbon	10.00
Red Ribbon	8.00
White Ribbon	6.00
Yellow Ribbon.....	Ribbon Only

If there are no entries meeting the quality standards for any special awards, no award will be given.

NOTES

NEW DIGITAL TICKETS



★ **NEW!** Digital Tickets for food, beverage, games and rides

★ **NEW!** Magic Money Wristbands

★ Magic Money Mobile App for automatic recharge of wristband **Digital Tickets**

★ Over \$100 of Digital Reward Coupons for enjoyment at The Youth Fair

★ **Download the Magic Money App TODAY!**

Register your wristband. Enjoy your NEW DIGITAL WALLET, use it for food, beverages, games and rides. Monitors your balance & reloads automatically through your credit card securely and safely via the cloud.



fairexpo.com (Click on TICKETS)



(786) 315-5112 or (786) 315-5356



dnelson@fairexpo.com

MARCH 15 - APRIL 8 • 2018

Open daily except March 19-20 & April 2-3



MARCH 15-APRIL 8 • 2018
Open daily except March 19-20 & April 2-3



#MiamiYouthFair

